ATHENIAN SHIPBROKERS S.A.

107-109, Vas. Pavlou Str., GR 166 73, Voula , Athens, Greece
Tel: 210 9659700 - Fax: 210 8996040
Internet Mail: athenian@atheniansa.gr
www.atheniansa.gr

September 2013

MONTHLY REPORT

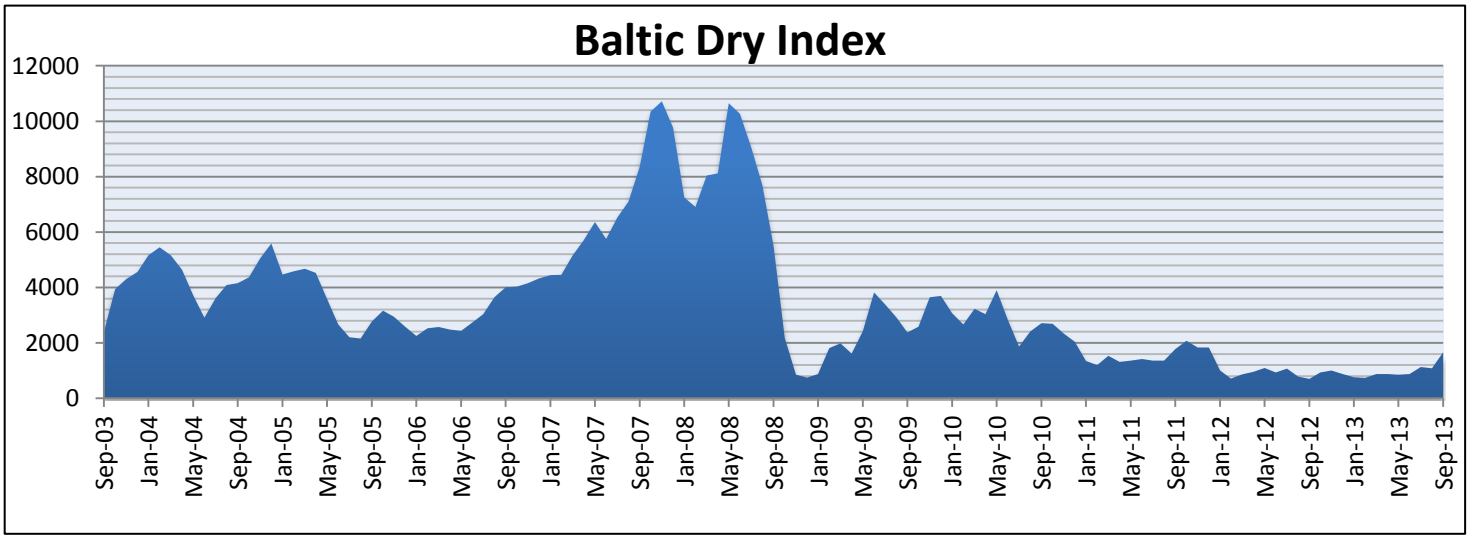

PRICES TANKERS ($ MIO)						
** Prices reflect Year's End*	2008*	2009*	2010*	2011*	2012*	Sep-13
VLCC 5Y	155.8	78.0	87.8	55.6	56.0	55.5
VLCC 10Y	131.0	59.5	64.3	34.1	35.0	34.2
SUEZMAX 5Y	106.0	57.0	62.8	45.6	40.2	39.0
AFRAMAX 5Y	76.8	40.5	44.5	34.7	28.0	28.2
AFRAMAX10Y	64.7	23.5	30.7	19.3	16.3	19.0
PANAMAX5Y	61.0	35.5	39.0	30.9	24.3	26.8
45K 5Y D/H	52.7	23.5	27.3	25.8	23.0	25.6
45K 10Y D/H	43.2	16.0	19.7	15.8	15.5	17.4
45K 20Y	10.0	4.0	6.7	6.0	6.2	6.3

PRICES BULKERS ($ MIO)						
** Prices reflect Year's End*	2008*	2009*	2010*	2011*	2012*	Sep-13
CAPESIZE 5Y	45.5	54.5	57.0	36.3	32.0	34.4
CAPESIZE 10Y	30.0	45.0	43.0	26.8	20.5	23.5
CAPESIZE 15Y	21.0	28.0	26.0	15.2	12.7	14.7
CAPESIZE 20Y	15.2	16.5	16.4	10.5	9.3	8.5
PANAMAX 5Y	25.5	35.0	38.5	26.4	18.0	21.4
PANAMAX 10Y	19.0	27.5	31.6	18.6	12.5	15.0
PANAMAX 15Y	12.5	22.0	23.1	12.4	8.3	8.8
PANAMAX 20Y	9.2	12.0	13.8	8.1	5.4	5.4
SUPRAMAX 5Y	24.0	27.5	31.9	26.4	23.3	21.3
HANDYMAX10Y	18.2	22.0	24.7	18.0	13.0	15.0
HANDYMAX15Y	13.0	17.5	20.0	11.1	8.7	8.9
HANDYMAX20Y	7.4	11.0	12.0	7.9	6.3	6.2

SECOND HAND SALES & CHARTER FIXTURE TRENDS

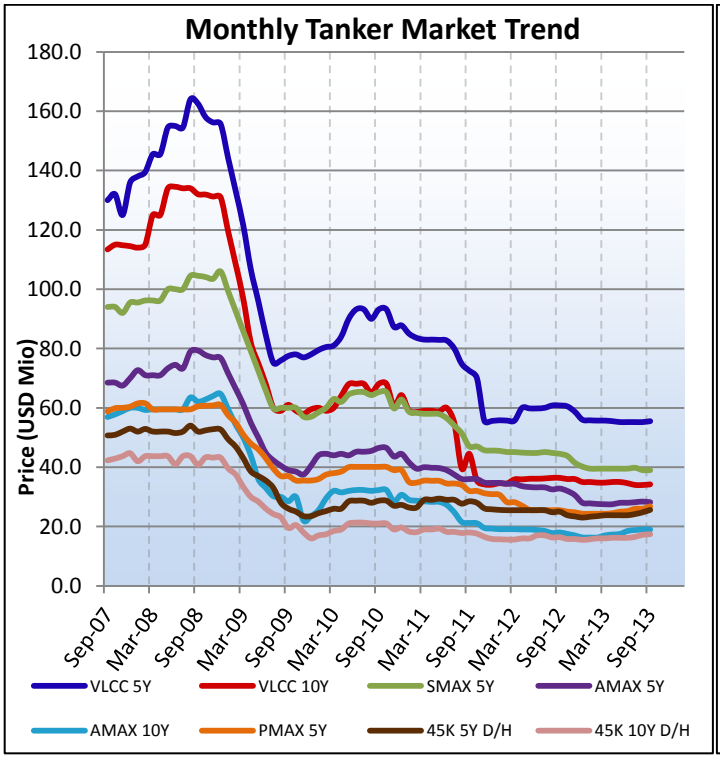

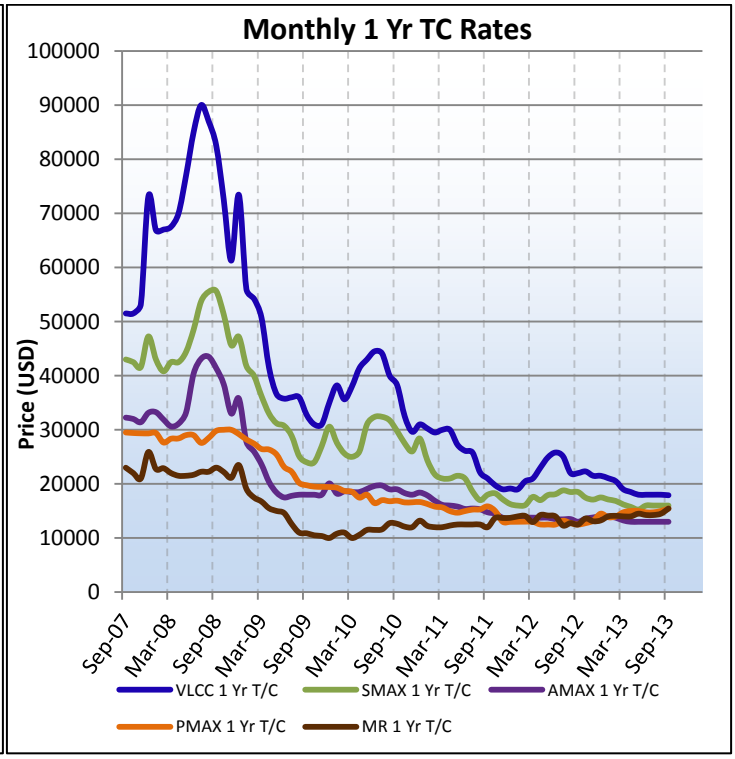

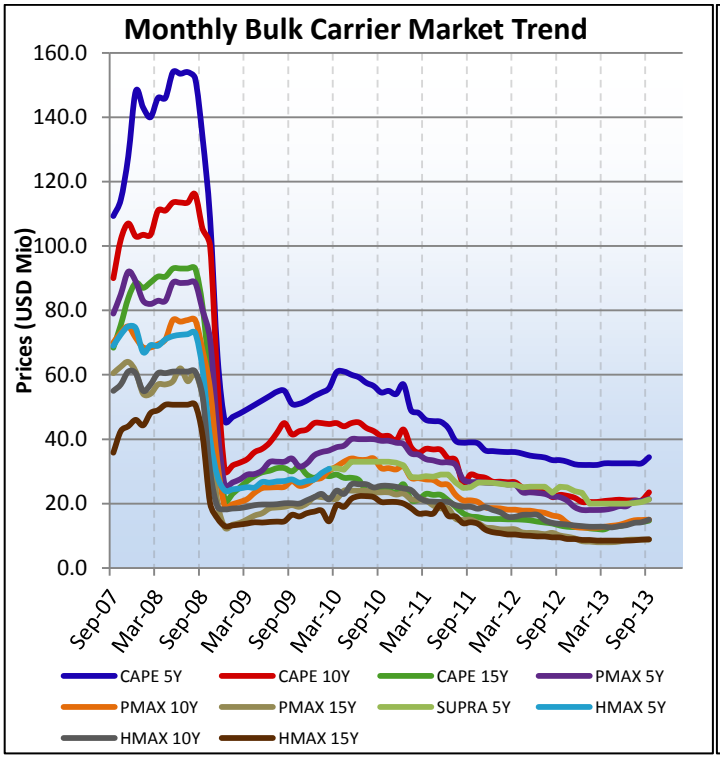

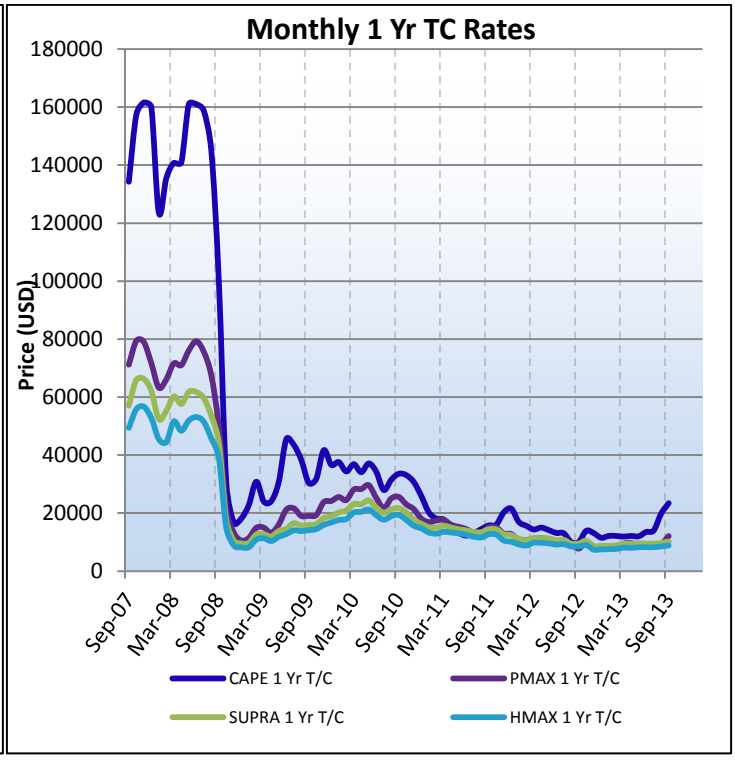

SECOND HAND TONNAGE MARKET

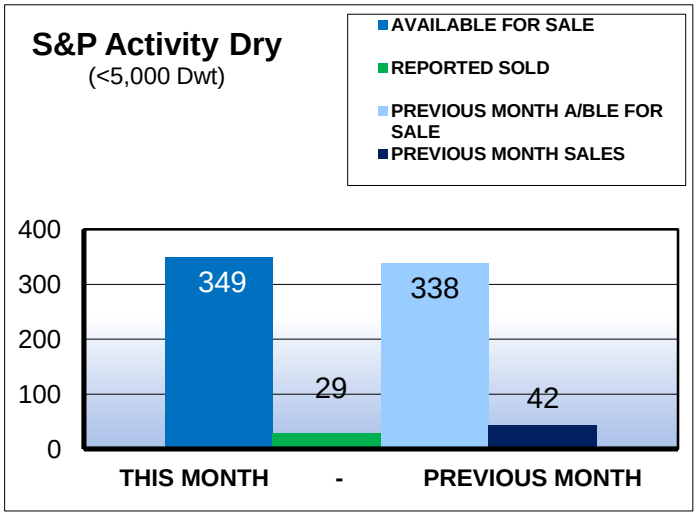

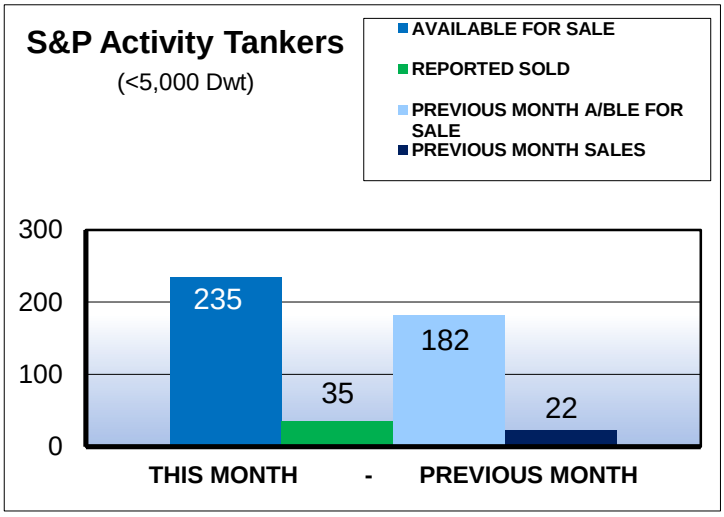

Excluding demolition sales

	Sale and Purchase Market - Second Hand units						
Ship Type	Apr-13	May-13	Jun-13	Jul-13	Aug-13	Sep-13	Total
BULK	33	42	26	43	42	29	215
TANK	34	40	22	27	22	35	180
GAS	5	2	7	5	0	6	25
CONT	11	12	11	18	14	8	74
TWEEN	1	4	0	0	0	0	5
REEF	0	0	0	0	0	0	0
RORO	1	0	0	1	0	0	2
FERRY	1	0	0	0	0	2	3
CRUISE	0	0	0	0	0	0	0
Total	86	100	66	94	78	80	504

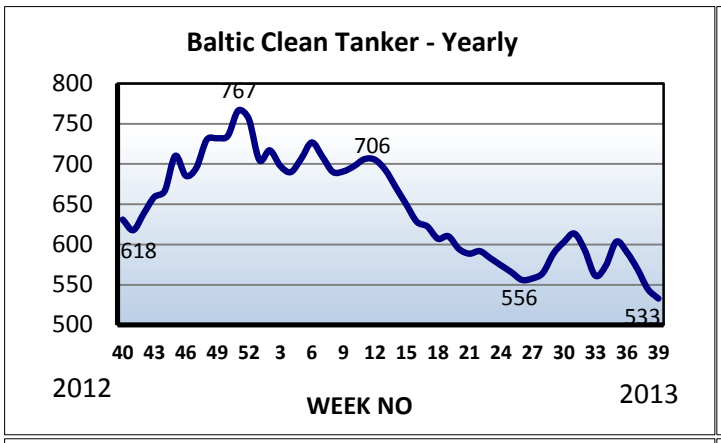

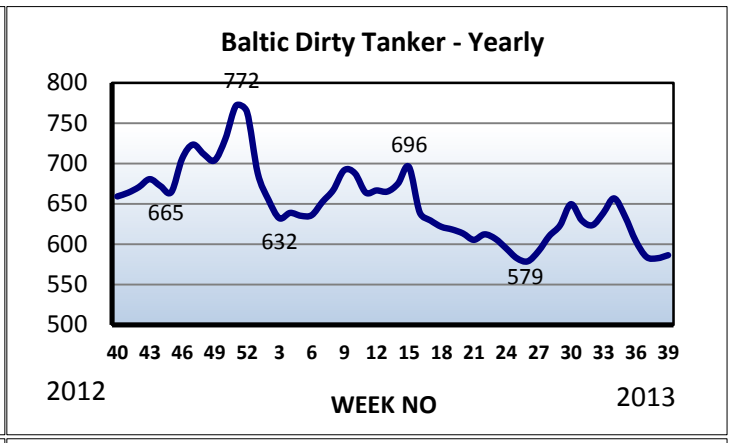

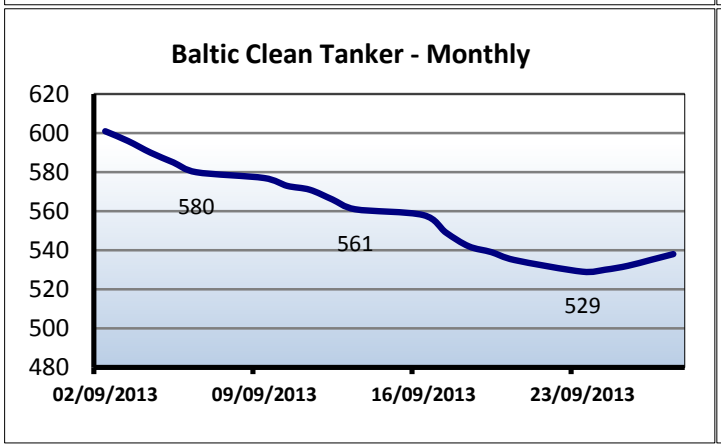

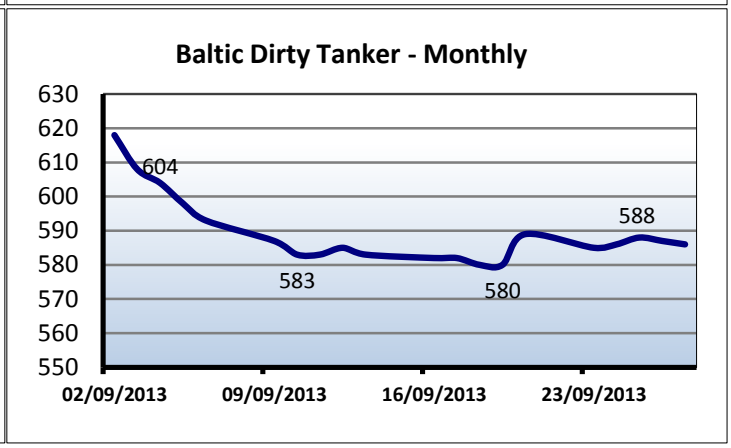

TANKER SALES

NAME	*DWT*	*BLT*			*PRICE $*	*BUYER*
EMMA COSULICH	6876	2007	CHINA	DH	6.5 MIO	UNDISCLOSED
SAAG SIRIUS	7058	2009	CHINA	DH	8 MIO	UNDISCLOSED
COSMIC 18	9273	1996	JAPAN	DH	4 MIO	UAE BASED
STAR DREAM	11667	2001	JAPAN	DH	10 MIO	UNDISCLOSED
DAWN	11668	1995	JAPAN	DH	5.6 MIO	UAE BASED
STAR BALBOA	13050	1999	GERMANY	DH	8.5 MIO	GREEK
NORTHERN WOLVERINE	16000	2006	ROMANIA	DH	*	ENBLOC BSS▼
NORTHERN LYNX	16533	2003	ROMANIA	DH	24.8 MIO	UNDISCLOSED (Total price)
BRO AXEL	16839	1998	INDONESIA	DH	6.2 MIO	UNDISCLOSED
KOLKA	37211	2003	S.KOREA	DH	13.3 MIO	GREEK
TWINKLE EXPRESS	45750	2006	JAPAN	DH	20 MIO	GREEK
CHAMPION STAR	45999	1991	SPAIN	DH	6 MIO	UNDISCLOSED
EAGLE GULF	45999	1995	S.KOREA	DH	9.25 MIO	INDONESIAN
EAGLE BAY	47084	1991	S.KOREA	DH	6 MIO	MIDDLE EASTERN
YASA CEYHAN	50162	2009	S.KOREA	DH	29 MIO	RIDGEBURY TANKERS
YASA SEYHAN	50162	2009	S.KOREA	DH	29 MIO	RIDGEBURY TANKERS
YASA BODRUM	50261	2009	S.KOREA	DH	29 MIO	RIDGEBURY TANKERS
SPP SACHEON S5122	50300	2013	S.KOREA	DH	*	ENBLOC BSS▼
SPP SACHEON S5123	50300	2014	S.KOREA	DH	*	ENBLOC BSS▼
SPP SACHEON S5124	50300	2014	S.KOREA	DH	*	ENBLOC BSS▼
SPP SACHEON S5125	50300	2014	S.KOREA	DH	151 MIO	SCORPIO TANKERS (Total Price)
ENERGY POWER	51383	2005	S.KOREA	DH	21 MIO	INDIAN
FOUR BAY	94225	1995	ITALY	DH	7.9 MIO	UNDISCLOSED
STAVANGER BELL	105309	2010	JAPAN	DH	32 MIO	GREEK
KWK ESTEEM	105342	2000	S.KOREA	DH	11.45 MIO	SINOKOR, KOREA
HELLESPONT TATINA	105535	1999	JAPAN	DH	9.5 MIO	UNDISCLOSED

STAVANGER BAY	105744	2004	JAPAN	DH	19.5 MIO	GREEK
SEASERVICE	107160	1998	JAPAN	DH	9.5 MIO	UNDISCLOSED
FORWARD FORTUNE	115567	2005	JAPAN	DH	20.5 MIO	TANKER PACIFIC
ALMI MARINER	157430	2013	S.KOREA	DH	55 MIO	OSAS, NIGERIA (Purchase option may have been executed)
ALMI GALAXY	157786	2012	S.KOREA	DH	52 MIO	UNDISCLOSED
ALMI GLOBE	157787	2012	S.KOREA	DH	52 MIO	UNDISCLOSED
TAKASAGO MARU	281050	1999	JAPAN	DH	21 MIO	UNDISCLOSED
COSGOLD LAKE	297163	2011	CHINA	DH	*	ENBLOC BSS▼
COSGLAD LAKE	297388	2011	CHINA	DH	110 MIO	GREEK (Total price)

GAS SALES

NAME	*DWT*	*BLT*		*CBM*	*PRICE $*	*BUYER*
CHELTENHAM	4318	1990	JAPAN	3144	11.3 MIO	SINAM, KOREA
NORGAS CARINE	9422	1989	GERMANY	8238	11.5 MIO	DUBAI BASED
NAVIGATOR GRACE	16687	2010	S.KOREA	22601	*	ENBLOC BSS▼
NAVIGATOR GUSTO	16687	2011	S.KOREA	22149	110 MIO	UNDISCLOSED (Total price)
RED RUM	49255	1993	JAPAN	75358	28 MIO	CHINESE
STX FRONTIER	86778	2010	S.KOREA	153000	160 MIO	GREEK

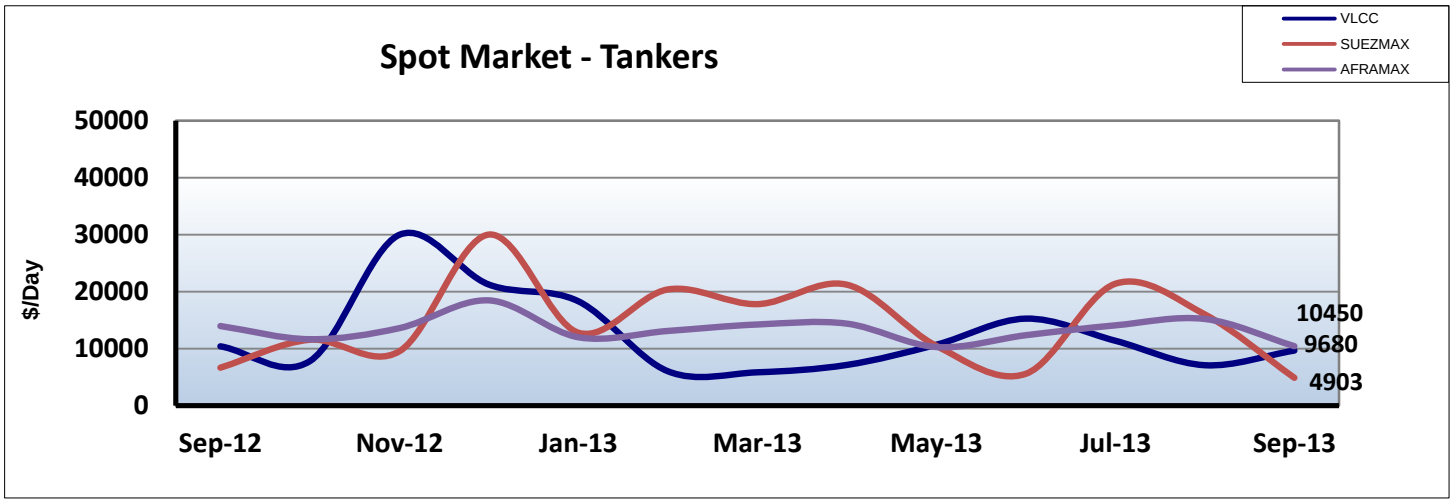

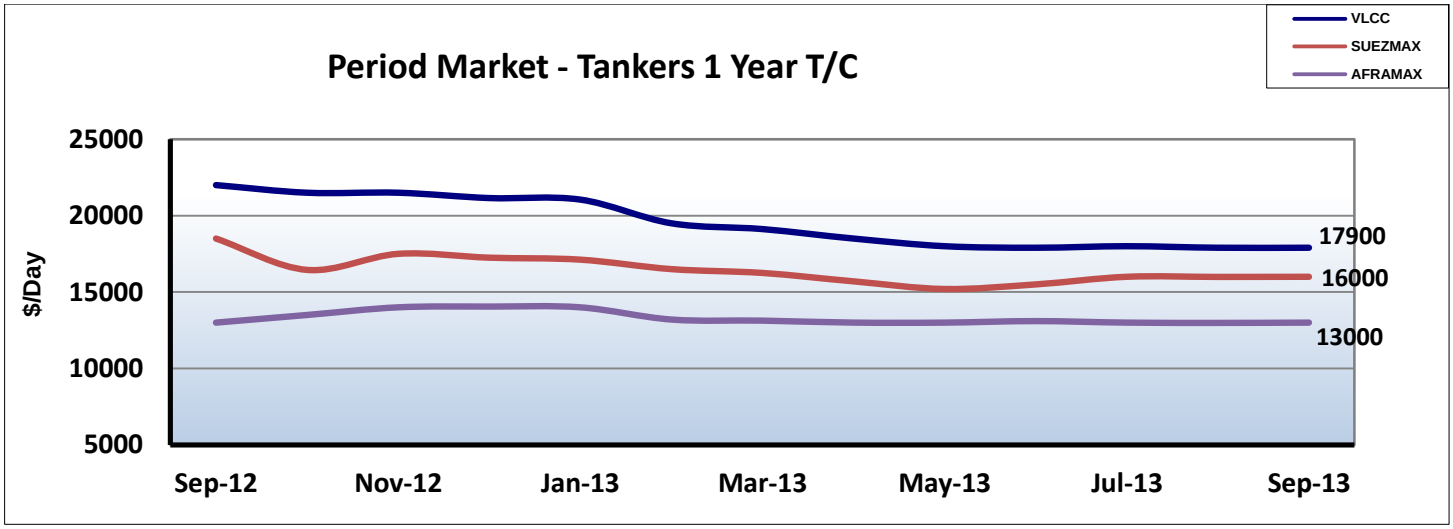

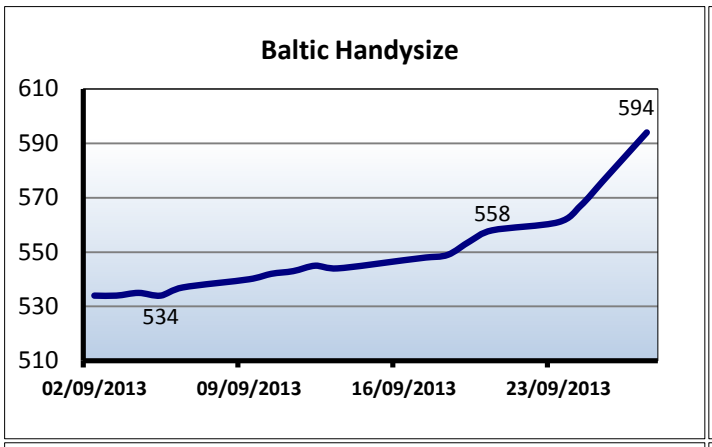

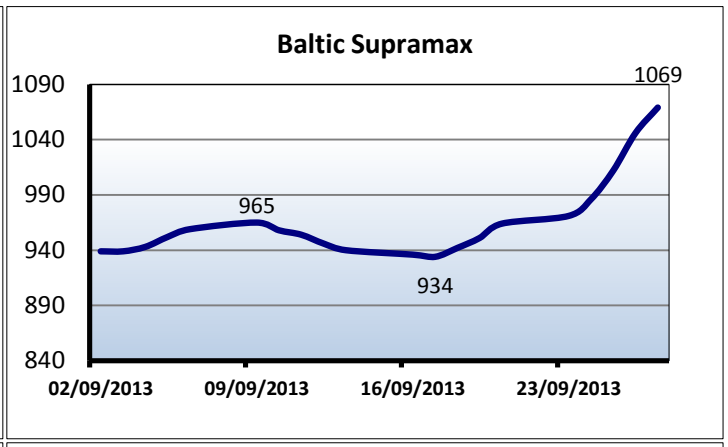

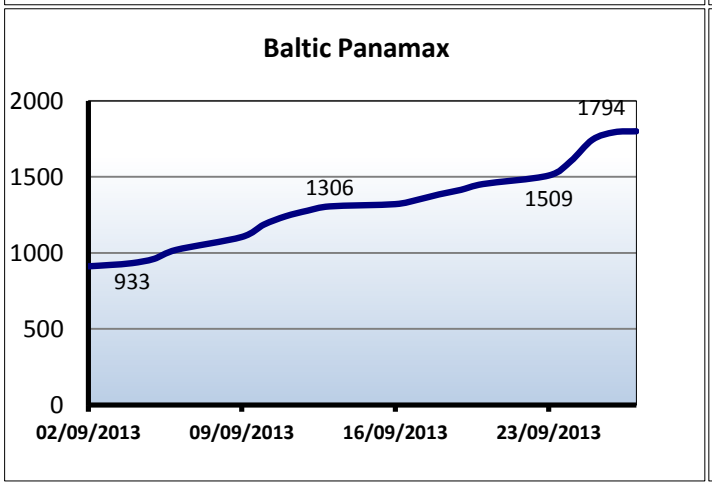

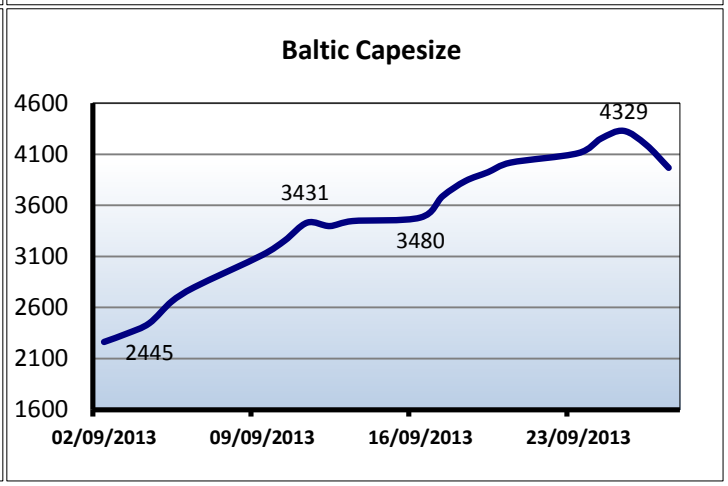

BULKER SALES

NAME	DWT	BLT		GEAR	PRICE $	BUYER
SAVA OCEAN	3024	1993	YUGOSLAVIA	GLESS	0.6 MIO	UNDISCLOSED
X-PRESS MONTE BIANCO	9146	2005	ROMANIA	GLESS	2.5 MIO	SINGAPORE BASED
ORIENTE NOBLE	23522	1996	JAPAN	CR 4X30	5.8 MIO	UNDISCLOSED
GLOBAL NEXTAGE	24830	1996	JAPAN	CR 4X30	5.6 MIO	CHINESE
NEUMETAL VENTURE	27786	1998	JAPAN	CR 4X30	7.8 MIO	GREEK BASED
HIBERNIA	28107	2001	CHINA	CR 4X30	6.8 MIO	GREEK BASED
ID HARBOUR	28760	1995	JAPAN	CR 4X30	7 MIO	UNDISCLOSED
ROYAL	29152	1985	JAPAN	CR 2X30, CR 1X25	1.5 MIO	UAE
STX AZALEA	29263	2010	CHINA	CR 4X30	*	ENBLOC BSS▼
STX NOBLE	180716	2010	S.KOREA	GLESS	53 MIO	UNDISCLOSED (Total Price)
PACIFIC FUTURE	29517	1998	CHINA	CR 3X30	4.5 MIO	MIDDLE EASTERN (Via Auction)
CAPE DENISON	30396	2002	CHINA	CR 2X100, CR 2X50	8.8 MIO	GERMAN
GISBORNE	33671	2010	CHINA	CR 4X35	19.1 MIO	GREEK
OMIROS	42183	1987	JAPAN	CR 5X25	3.8 MIO	UNDISCLOSED
LOS VILOS	46541	2000	JAPAN	CR 4X30	12.6 MIO	BRAVE OCEAN, BANGLADESH
GOLDEN ELPIS	46645	1997	JAPAN	CR 4X30	8.5 MIO	UNDISCLOSED
PACIFIC ETERNITY	46683	2004	JAPAN	CR 4X30	15.8 MIO	GREEK
NAMRUN	55000	2007	CHINA	CR 4X30	20.7 MIO	GREEK
JIANGSU HANTONG HT57-126	57000	2013	CHINA	CR 4X35	23 MIO	GREEK

YANGZHOU DAYANG DY 4028	63301	2013	CHINA	CR 4X35	26 MIO	GREEK
YANGZHOU DAYANG DY 4030	63500	2014	CHINA	CR 4X35	26.8 MIO	GERMAN
DANANN ISLAND	75637	2006	JAPAN	GLESS	18.75 MIO	GREEK
BELGRANO	76759	2004	JAPAN	GLESS	16.5 MIO	UNDISCLOSED
NEW CENTURY 0108206	81500	2013	CHINA	GLESS	24.5 MIO	UNDISCLOSED (Bss ppt dely)
NEW CENTURY 0108207	81500	2013	CHINA	GLESS	24.5 MIO	UNDISCLOSED (Bss ppt dely)
STEFANIA LEMBO	82117	2010	JAPAN	GLESS	22.7 MIO	GREEK (Via Auction)
OCEAN LORD	82977	2005	JAPAN	GLESS	18 MIO	UNDISCLOSED
CHRISMIR	159829	1997	S.KOREA	GLESS	13.5 MIO	GREEK (Bss waive inspection)
TAI FU STAR	178633	1998	S.KOREA	GLESS	16.5 MIO	VISTA SHIPPING, UKRAINE

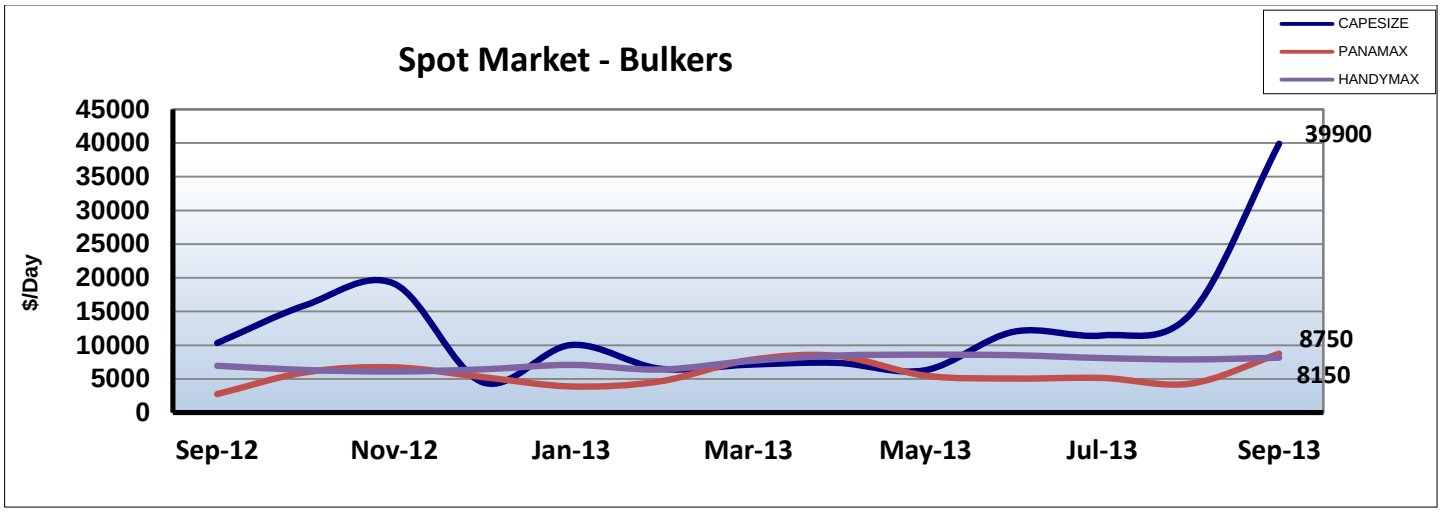

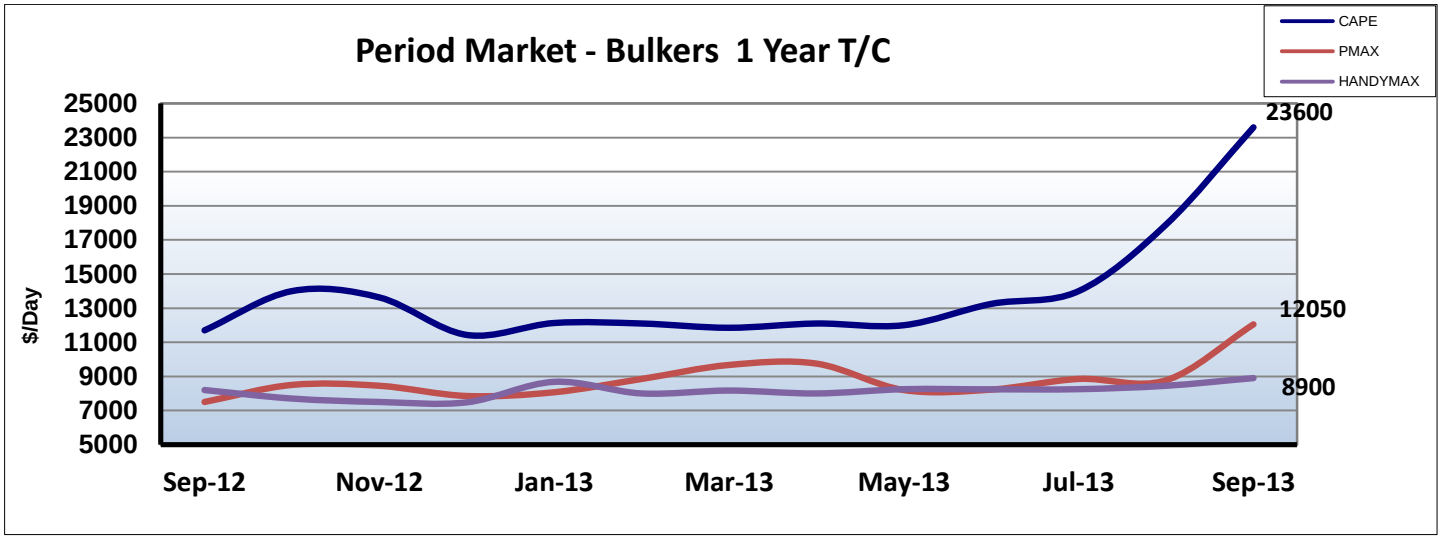

CONTAINER SALES

NAME	DWT	BLT		GEAR	TEU	PRICE $	BUYER
ASIAN CARRIER	5565	2003	CHINA	CR 2X40	511	4.9 MIO	UNDISCLOSED (Via Auction)
MAERSK VIGO	22200	2002	GERMANY	CR 3X45	1678	*	ENBLOC BSS▼
MAERSK VALLETTA	22300	2002	GERMANY	CR 3X45	1678	*	ENBLOC BSS▼
MAERSK VANCOUVER	22308	2001	GERMANY	CR 3X45	1678	*	ENBLOC BSS▼
MAERSK VENICE	22308	2002	GEMANY	CR 3X45	1678	50 MIO	UNDISCLOSED
DOROTHEA RICKMERS	23027	1998	POLAND	CR 3X40	1730	5.2 MIO	UNDISCLOSED

RORO SALES

NAME	GT	BLT		LANE MTS/CARS	PAX	PRICE $	BUYER
FORDEFJORD	787	1970	NORWAY	32	380	0.5 MIO	UK BASED
OLE JAKOB	313	1973	NORWAY		245	0.3 MIO	NORWEGIAN

NEW BUILDING MARKET AND REPORTED CONTRACTS

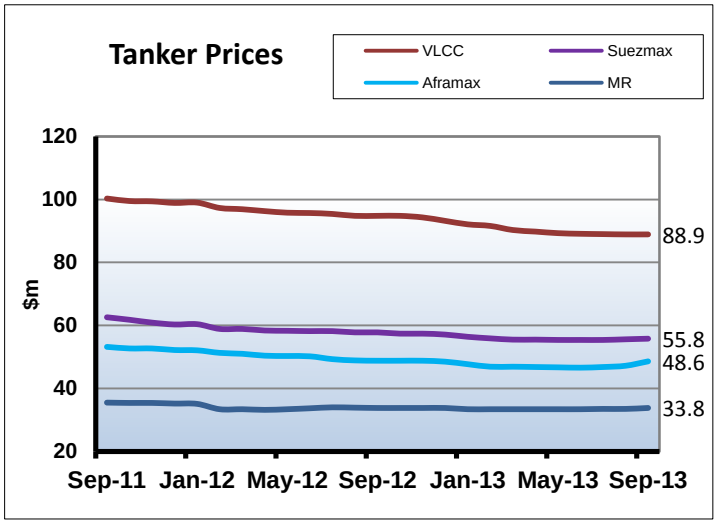

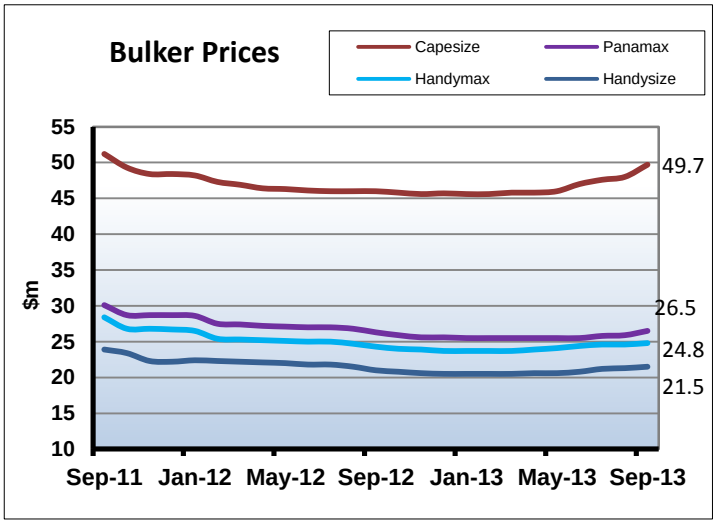

	Dry Bulk Orderbook							
Ship Type	2013 (deliv)	2013	2014	2015	2016	2017	2018+	Total
VLOC	21	4	17	8	2	0	0	31
Capesize	57	41	70	66	14	0	0	191
Small Cape	30	19	25	12	4	0	0	60
Panamax	151	103	178	72	11	0	0	364
Supramax	168	112	181	108	22	0	0	423
Handys	141	79	163	97	20	0	0	359
Total	568	358	634	363	73	0	0	1428

	Tanker Orderbook							
Ship Type	2013 (deliv)	2013	2014	2015	2016	2017	2018+	Total
ULCC/VLCC	26	12	34	17	5	0	0	68
Suezmax	25	10	23	15	4	0	0	52
Aframax	17	5	34	37	2	0	0	78
Panamax	8	6	9	8	3	0	0	26
MR	67	24	98	112	28	2	0	264
Handy	3	4	19	5	0	0	0	28
Total	146	61	217	194	42	2	0	516

	LPG Tank Orderbook						
Ship Type	2013 (deliv)	2013	2014	2015	2016	2016+	Total
VLGC	9	3	11	20	2	0	36
LGC	0	0	0	2	0	0	2
MR	2	4	6	7	4	0	21
Handy	4	7	14	8	1	0	30
Small	22	13	19	10	0	0	42
Total	37	27	50	47	7	0	131

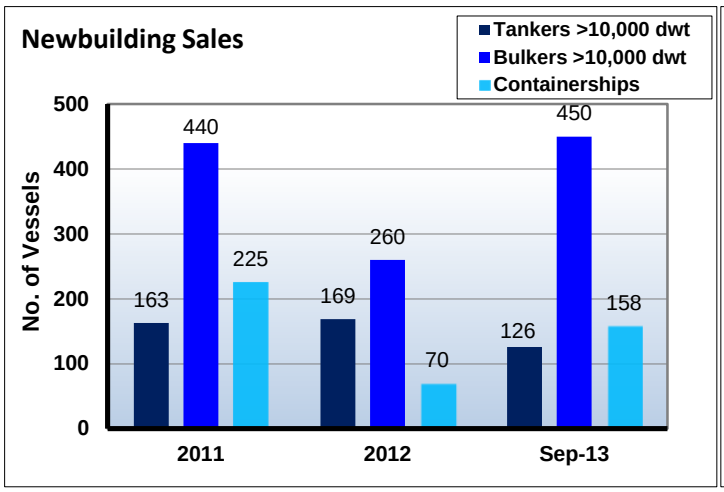

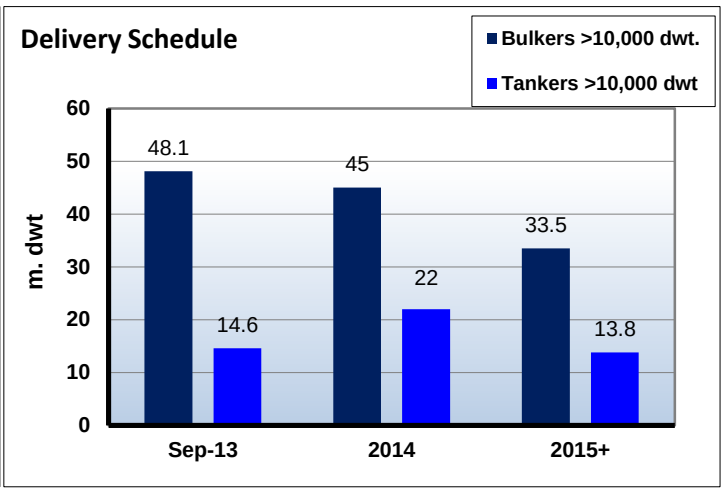

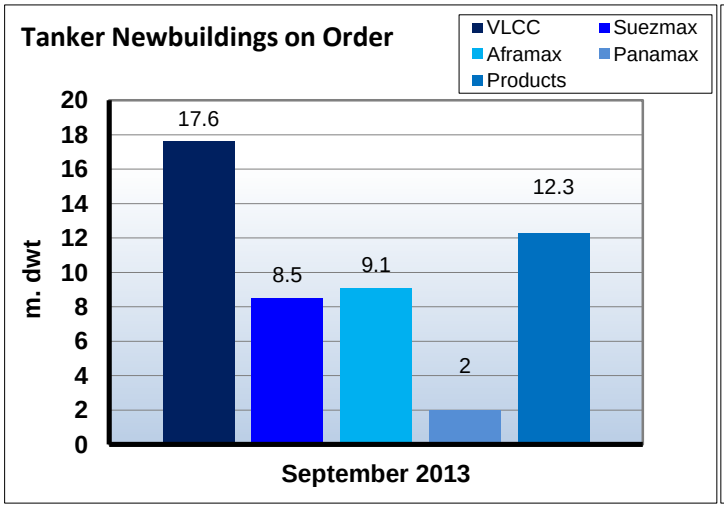

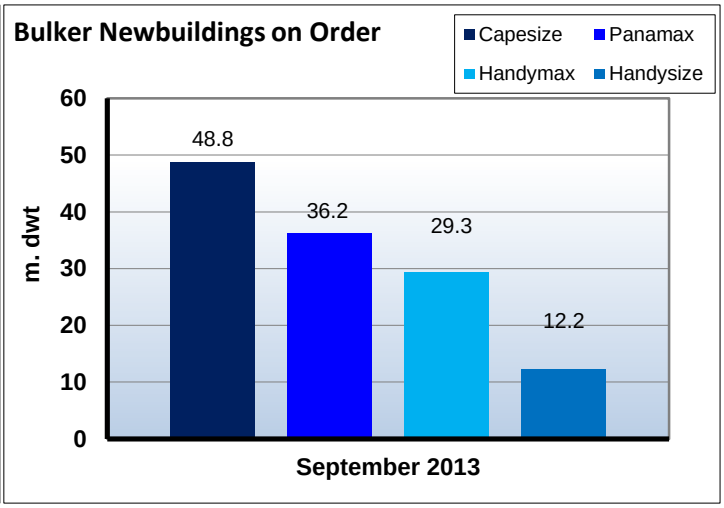

Newbuilding Historical Prices ($m)													
Tankers	Sep-13	2012	2011	2010	2009	2008	2007	2006	2005	2000	1995	1990	1985
310,000 DWT[1]	88.9	93.2	98.9	104.8	97.5	150	145	130	120	76.5	85.3	87.4	[2] 38.2
170,000 DWT[1]	55.8	57.1	60.3	66.3	61	90	90	80	71.5	52.5	54	66.1	[2] 28.2
110,000 DWT[1]	48.6	48.5	52.2	56	49.5	74	72	65.5	58	41.5	43.3	53.2	[2] 18.1
47,000 DWT[1]	33.8	33.8	35.2	36.1	35	46.5	52	47	43	29.5	33.2	[3] 32.1	[3] 13.3
Bulkers													
180,000 DWT[1]	49.7	45.7	48.4	57.2	55.5	87	96	67	58.5	40.5	42.3	60.2	29.3
73,000 DWT[1]	26.5	25.6	28.7	34.3	34.5	45.5	54	39.5	36	22.5	27.9	30	13.4
45,000 DWT	24.8	23.7	26.7	31.1	29	41	47.5	37	31	20.5	24.1	25.3	12.4
29,000 DWT	21.5	20.5	22.2	26.3	24.5	31	34	27.5	25.5	15	19.2	21.3	9.7

[1] Before 2001 sizes to read 280,000 - 140,000 - 95,000 - 40,0000 respectively for tankers and 150,000 - 69,000 for Bulkers [2] Single Hull [3] 30,000 DWT
(note: above is for vessels built Japan / Korea, you should also consider US$ / Yen / Won relation for the years mentioned)

The Shipbuilding Market

TYPE	DWT	BUILDER	DELIVERY	PRICE $	OWNER	NOTES
BULK	64000	Chengxi Shipyard	2015		Parakou Shpg	
BULK	64000	Chengxi Shipyard	2016		Parakou Shpg	
BULK	64000	Chengxi Shipyard	2016		Parakou Shpg	
BULK	64000	Chengxi Shipyard	2016		Parakou Shpg	
BULK	120000	Shanhaiguan S.Y.	2015	37 Mio	Elcano	
BULK	120000	Shanhaiguan S.Y.	2015	37 Mio	Elcano	
Chem & Oil	3500	Chongqing Donggang	2015		New Jinhang Shp	
Chem & Oil	3500	Chongqing Donggang	2015		New Jinhang Shp	
Chem & Oil	3500	Chongqing Donggang	2015		New Jinhang Shp	
Chem & Oil	3500	Chongqing Donggang	2015		New Jinhang Shp	
Chem & Oil	3500	Chongqing Donggang	2015		New Jinhang Shp	
Chem & Oil	19900	Shitanoe Zosen	2016		Stream Tankers AS	
Chem & Oil	19900	Fukuoka S.B.	2015		Stream Tankers AS	
Chem & Oil	19900	Shitanoe Zosen	2015		Stream Tankers AS	
Chem & Oil	7500	Armada Shipyard	2015		Palmali Tankers	
Chem & Oil	7500	Armada Shipyard	2015		Palmali Tankers	
Chem & Oil	7500	Armada Shipyard	2015		Palmali Tankers	
Chem & Oil	19900	Fukuoka S.B.	2016		Stream Tankers AS	
CONT	196000	Hyundai H.I.	2014		United Arab Shpg	
CONT	196000	Hyundai H.I.	2015		United Arab Shpg	
CONT	196000	Hyundai H.I.	2015		United Arab Shpg	
CONT	196000	Hyundai H.I.	2015		United Arab Shpg	
CONT	196000	Hyundai H.I.	2015		United Arab Shpg	
CONT	140000	Hyundai H.I.	2015		United Arab Shpg	
CONT	140000	Hyundai H.I.	2015		United Arab Shpg	
CONT	140000	Hyundai H.I.	2015		United Arab Shpg	
CONT	140000	Hyundai H.I.	2015		United Arab Shpg	
CONT	140000	Hyundai H.I.	2016		United Arab Shpg	
CONT	194000	Daewoo	2015	140 Mio	Hong Kong Asset Mgmt	
CONT	194000	Daewoo	2015	140 Mio	Hong Kong Asset Mgmt	
CONT	194000	Daewoo	2015	140 Mio	Hong Kong Asset Mgmt	
CONT	140000	CSBC	2016	110 Mio	Seaspan Corp.	
CONT	140000	CSBC	2016	110 Mio	Seaspan Corp.	
CONT	140000	CSBC	2016	110 Mio	Seaspan Corp.	
CONT	140000	CSBC	2016	110 Mio	Seaspan Corp.	
CONT	140000	CSBC	2016	110 Mio	Seaspan Corp.	
CONT	16000	Jiangsu New YZJ	2015		Lomar Shpg	
CONT	16000	Jiangsu New YZJ	2015		Lomar Shpg	
CONT	30000	Hyundai Mipo	2015	34.4 Mio	CMA-CGM	
CONT	30000	Hyundai Mipo	2015	34.4 Mio	CMA-CGM	
CONT	30000	Hyundai Mipo	2015	34.4 Mio	CMA-CGM	
CONT	97000	New Times S.B.	2016	85 Mio	CIMC	
CONT	97000	New Times S.B.	2016	85 Mio	CIMC	
Drillship	61300	Samsung H.I.	2015	600 Mio	Ocean Rig	
Hvy Dk Cargo	22500	COSCO Dalian	2015		BIgRoll Shipping	
Hvy Dk Cargo	22500	COSCO Dalian	2015		BIgRoll Shipping	
LNG	95000	Hyundai H.I.	2016		Maran Gas Maritime	
LNG	95000	Hyundai H.I.	2016		Maran Gas Maritime	
LNG	90000	Samsung H.I.	2017	200 Mio	FLEX LNG	
LNG	90000	Samsung H.I.	2017	200 Mio	FLEX LNG	
LNG	72500	Hyundai H.I.	2016	212.5 Mio	Petronas	
LNG	72500	Hyundai H.I.	2017	212.5 Mio	Petronas	
LNG	72500	Hyundai H.I.	2017	212.5 Mio	Petronas	
LNG	72500	Hyundai H.I.	2017	212.5 Mio	Petronas	
LPG	4500	Murakami Hide	2014	17.75 Mio	Tachibanaya K.K.	
LPG	4500	Murakami Hide	2015	17.75 Mio	Tachibanaya K.K.	
LPG	6500	Murakami Hide	2014	22 Mio	Tachibanaya K.K.	
LPG	53800	Jiangnan Changxing	2015	67.5 Mio	Tianjin Southwest	
LPG	53800	Jiangnan Changxing	2015	67.5 Mio	Tianjin Southwest	
MPP/Hvy. Lift	32000	Shanghai S.Y.	2015		Chinese-Polish Shpg.	

MPP/Hvy. Lift	32000	Shanghai S.Y.	2015		Chinese-Polish Shpg.	
Pass/Car		STX Finnyards	2015		Scandlines Denmark	
Pass/Car		STX Finnyards	2015		Scandlines Denmark	
PCC	29000	Toyohashi S.B.	2015		K-Line	
PCC	29000	Toyohashi S.B.	2015		K-Line	
PCC	30000	Japan Marine United	2015		K-Line	
PCC	30000	Japan Marine United	2015		K-Line	
PCC	20000	Xiamen S.B.	2016	68.5 Mio	Ocean Yield AS	
PCC	20000	Xiamen S.B.	2016	68.5 Mio	Ocean Yield AS	
Products	50000	Sungdong S.B.	2015	34 Mio	Horizon Tankers	
Products	50000	Sungdong S.B.	2016	34 Mio	Horizon Tankers	
Products	52000	Samsung Ningbo	2016	32 Mio	Capital Ship Management	
Products	50000	Gen. Dynamics NASSCO	2016		Seabulk Interntnl	
Products	50000	Gen. Dynamics NASSCO	2017		Seabulk Interntnl	
Standby/Rescue	690	Balenciaga	2014		North Star Shipping	
Standby/Rescue	690	Balenciaga	2015		North Star Shipping	
Standby/Rescue	690	Balenciaga	2015		North Star Shipping	
Standby/Rescue	690	Balenciaga	2015		North Star Shipping	
Standby/Rescue	1100	Balenciaga	2015		North Star Shipping	
Standby/Rescue	1100	Balenciaga	2016		North Star Shipping	
TANK	300000	Hyundai H.I.	2016		Metrostar Management	
TANK	300000	Hyundai H.I.	2016		Metrostar Management	
Well Stimul.		Jurong S.Y.	2016		Helix Energy	

DEMOLITION MARKET

Demolition Prices		
	Gen Cargo	**Tanker**
India	USD 370 /lt Ldt	USD 385 /lt Ldt
Bangladesh	USD 360 /lt Ldt	USD 380 /lt Ldt
Pakistan	USD 365 /lt Ldt	USD 385 /lt Ldt
China	USD 350 /lt Ldt	USD 370 /lt Ldt

Demolition Historical Data

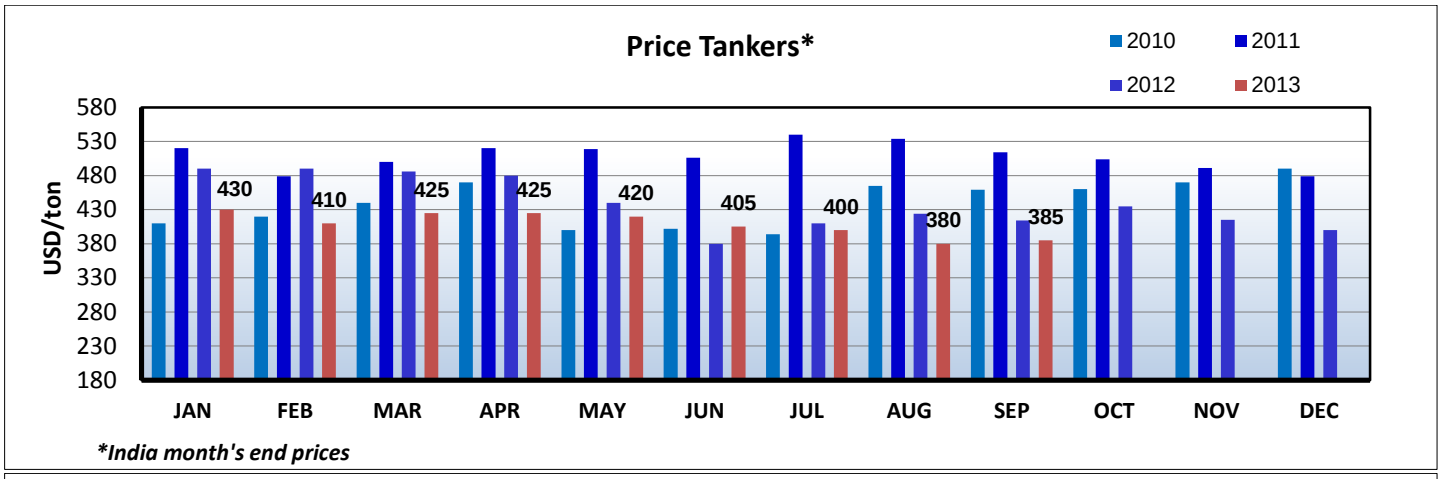

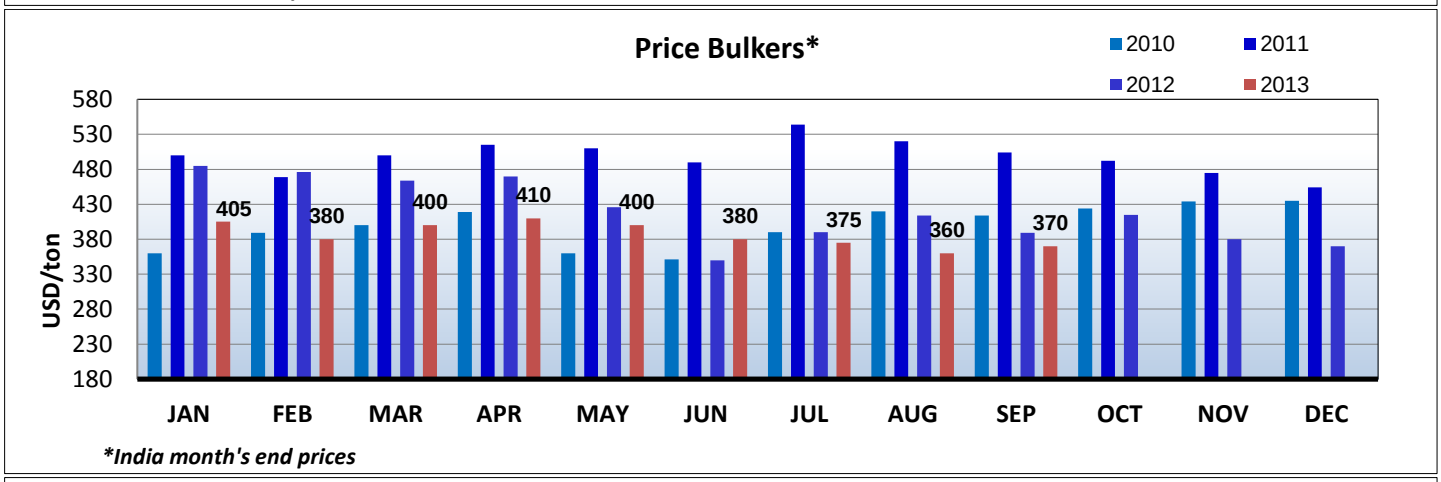

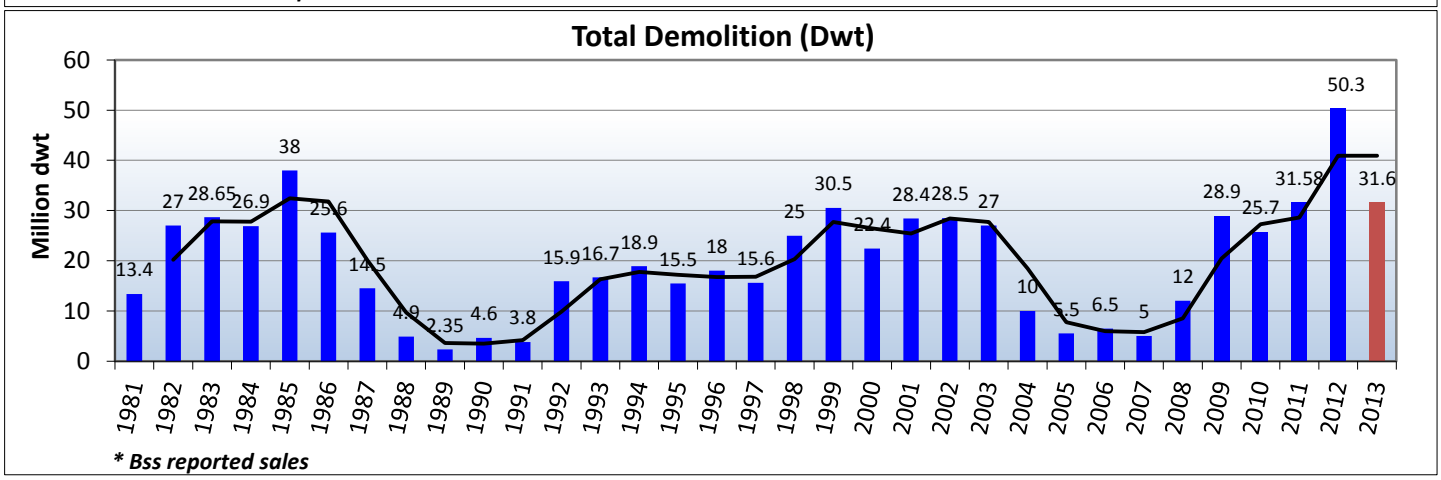

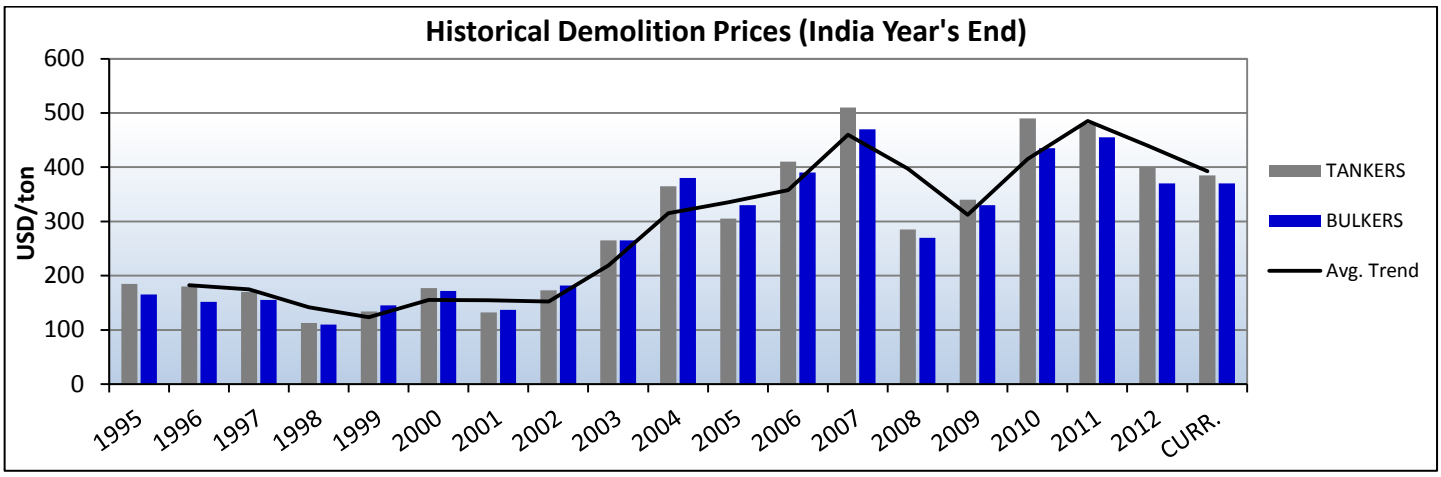

HISTORICAL DEMOLITION PRICES *(*Indian Year's End)*																			
	1995	**1996**	**1997**	**1998**	**1999**	**2000**	**2001**	**2002**	**2003**	**2004**	**2005**	**2006**	**2007**	**2008**	**2009**	**2010**	**2011**	**2012**	**CURR.**
TANK	186	182	172	115	136	174	135	174	262	362	302	405	507	287	338	485	482	400	385
BULK	166	153	152	112	143	170	135	181	267	381	332	392	472	268	328	437	456	370	370

India

TYPE	*NAME*	*DWT*	*BLT*	*LDT*	*PRICE $/LDT*	*COMMENTS*
BULK	ABDOUL STAR	8944	1979	3315	350	
BULK	DIAMOND MOON	8991	1980	3253	350	
BULK	ACACIA N	23193	1978	6119	382	
BULK	H PIONEER	30900	1982	6807	407	
BULK	MSC ACCRA	33857	1985	9600	400	
BULK	TERN ARROW	41077	1986	13176	355	
CONT	CARIBBEAN SEA	23780	2007	14650	428	
CONT	SEABOXER	24046	1994	7590	427	Incl 220T RoB
CONT	YM YANTIAN	49262	1989	19861	408	
CONT	HANSA PACIFIC	62400	1995	20876	380	
CONT	HANSA ATLANTIC	62422	1996	20901	378	

Bangladesh

TYPE	*NAME*	*DWT*	*BLT*	*LDT*	*PRICE $/LDT*	*COMMENTS*
BULK	MAY JASMINE	43214	1984	8426	364	
BULK	STELLAR WIND	38313	1984	6616	356	
BULK	WAN TAI	31217	1984	6733	355	
BULK	ALEXANDER DIMITROV	38524	1985	9675	418	
TANK	ZEETEE	4699	1978	2390	364	
RORO	RANINE	4322	1978	3252	407	

China

TYPE	NAME	DWT	BLT	LDT	PRICE $/LDT	COMMENTS
BULK	ANIK	23245	1987	8834	363	Incl 250T RoB
BULK	LINDESAY CLARK	29515	1985	6726	365	
BULK	KIND FOUNTAIN	31774	1983	6569	366	
BULK	J. FRIEND	35493	1984	7523	360	
BULK	SIERRA GUARDIAN	48794	1996	9164	358	Chip Carrier
BULK	CLIO	69406	1989	9535	360	Incl 550T RoB
BULK	HUI KANG HAI	149680	1994	22530	375	
BULK	TAUNTON	186324	1986	24005	381	Incl 500T RoB
CONT	RONG FENG	8302	1983	3371	340	
CONT	PAN HE	13275	1995	5193	344	
CONT	YM ZENITH	45995	1996	19426	375	
GAS	NORMAN LADY	50922	1973	23380	521	Full spares, aluminum, non-ferrous fixtures
REEF	BALTIC NIGHT	10598	1980	6752	344	Incl 80-90T Aluminum
TANK	NEW FORTUNER	146591	1992	22021	380	
TANK	NEW VICTORY	291613	1993	38634	380	

Pakistan

TYPE	NAME	DWT	BLT	LDT	PRICE $/LDT	COMMENTS
BULK	NIRMAL PRITI	43590	1985	8090	380	
TANK	MARAN TAURUS	301686	1993	41220	410	Asis Fujairah incl 250T RoB

Turkey

TYPE	NAME	DWT	BLT	LDT	PRICE $/LDT	COMMENTS
BULK	MOBY MAGIC	2577	1975	8128	310	
RORO	ROSA DELMAS	27577	1985	14222	327	

HISTORICAL BUNKER PRICES

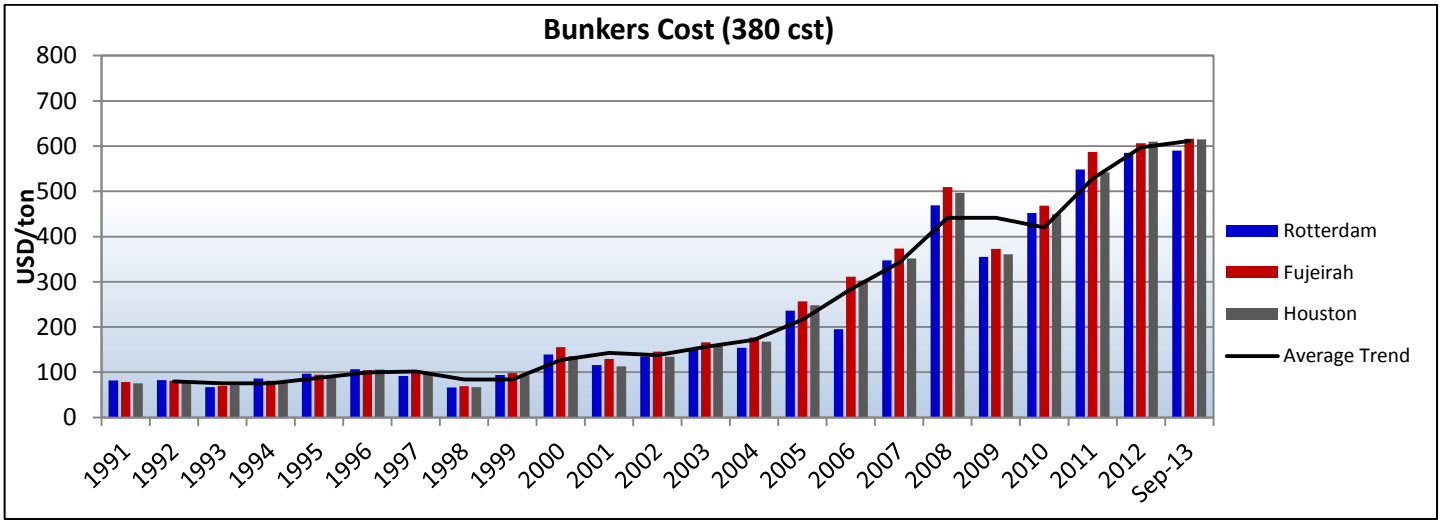

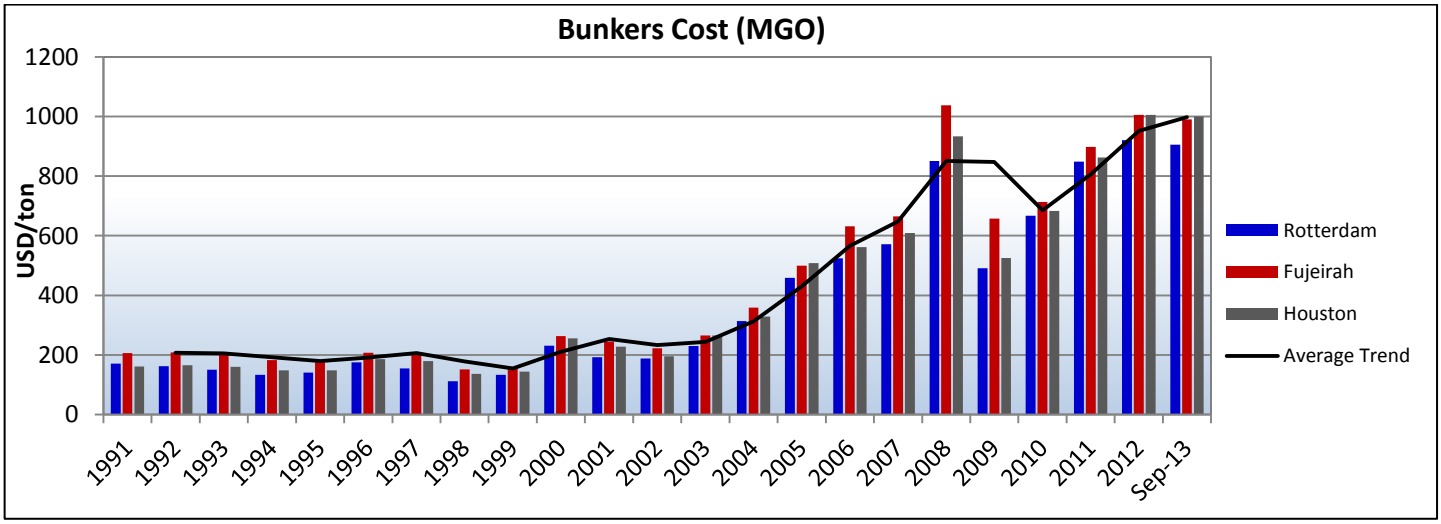

	HISTORICAL BUNKER PRICES					
	Rotterdam		Fujeirah		Houston	
	380 cst	MGO	380 cst	MGO	380 cst	MGO
1991	82	170.8	78.6	206.1	75.3	161.1
1992	83	161.9	81.5	208.2	78.4	165.2
1993	67	150.5	70	202.5	71.1	160.6
1994	86	133.2	80.9	182.6	80.8	148.8
1995	97	140.6	94.6	175.8	93.2	148
1996	107	175.1	104.4	207.5	105.8	186
1997	92	155.4	99.3	205.6	97.3	179.9
1998	66.5	112.2	69.2	152.2	67.2	136.9
1999	94	133	98.5	157.2	93.3	143.9
2000	139	231.6	155.3	263.5	136	255.7
2001	116	192.4	129.7	244.7	112.8	227.5
2002	135	188.2	145.9	222.8	134	196
2003	151	230.4	166.3	265.2	160.2	265.1
2004	154	313.4	176.7	359.3	167.3	328.7
2005	236	458.4	256.6	500.1	248.3	508.5
2006	195	524.1	310.9	631.8	303	562.3
2007	347	571.3	373.7	664.7	351.8	608.6
2008	469	850.7	509.4	1037.7	496.8	933.2
2009	355	490.6	372.8	657	360.7	525
2010	452	667.1	468.2	712.9	449.3	683
2011	548	848.6	587.5	897.5	542.1	862.4
2012	585	920	606	1005	610	1005
Sep-13	590	905	616	990	615	1000

MARKET INDICATORS

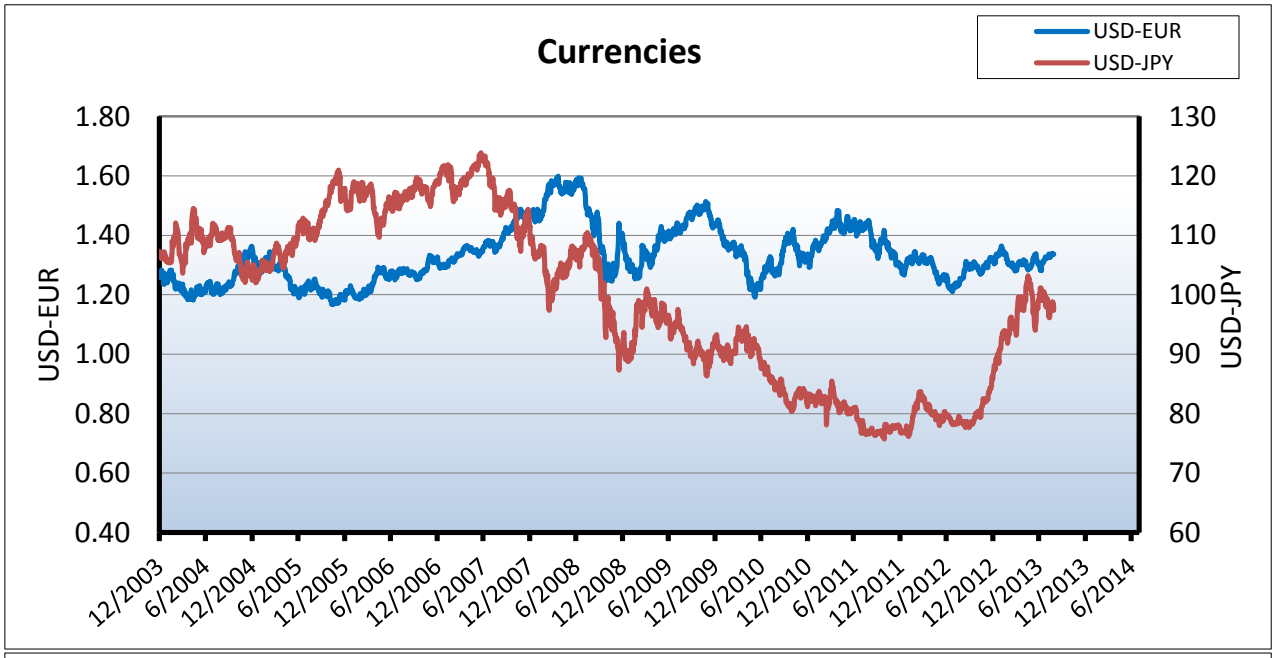

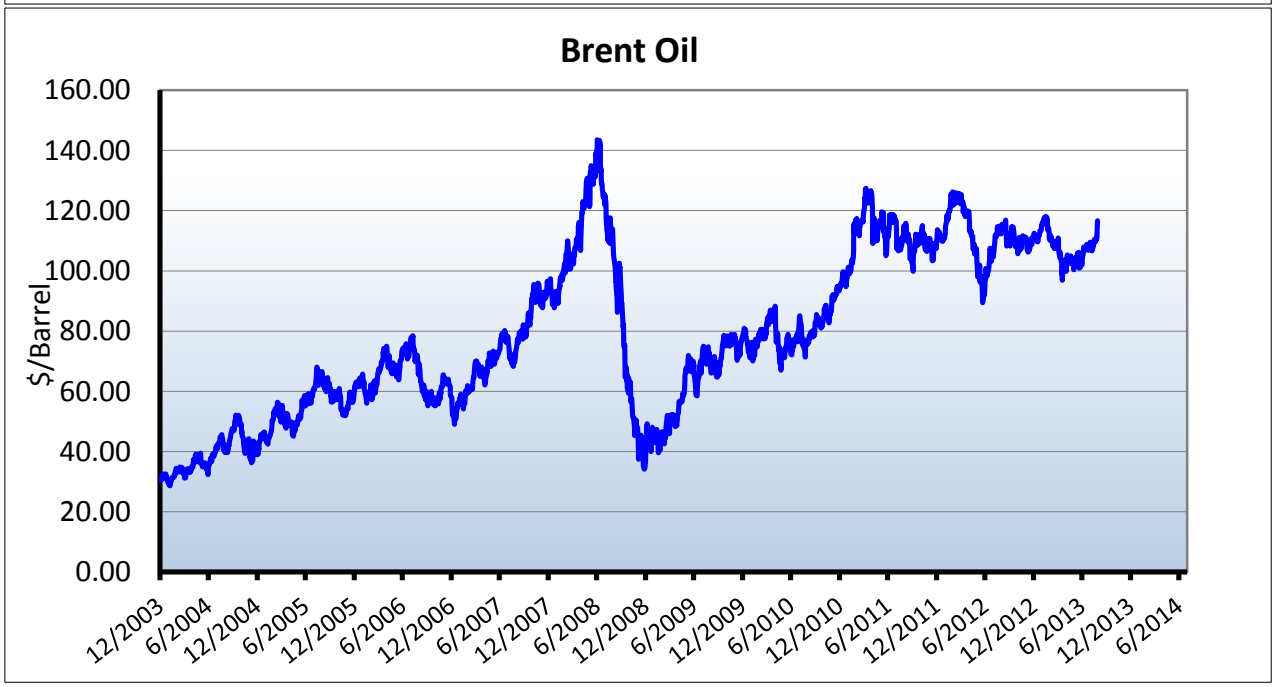

	GBP	CAD	EUR	JPY	CHF	USD	AUD
GBP	1	0.6017	0.8381	0.00631	0.6843	0.6197	0.5777
CAD	1.6646	1	1.3946	0.010498	1.1389	1.0312	0.9612
EUR	1.194	0.7182	1	0.007531	0.8166	0.7397	0.6893
JPY	158.67	95.4326	132.939	1	108.556	98.287	91.622
CHF	1.4628	0.8802	1.2257	0.009229	1	0.9065	0.845
USD	1.6143	0.971	1.3525	0.010181	1.1045	1	0.9322
AUD	1.7335	1.0427	1.4521	0.010934	1.186	1.0739	1

**** 30/09/2013 values***

STOCK WATCH

NAME	TICKER	THIS MONTH*	LAST MONTH	CHANGE %	52w HIGH	52w LOW
NewLead Holdings Ltd.	NEWL	0.15	0.11	36.4	2.73	0.07
Capital Product Partners	CPLP	8.92	8.86	0.7	10.15	5.79
Diana Shipping Inc.	DSX	12.21	11.04	10.6	13.24	6.46
Dryships Inc.	DRYS	3.64	2.45	48.6	4.00	1.46
Eagle Bulk Shipping Inc.	EGLE	7.75	3.95	96.2	8.75	1.32
Euroseas Ltd.	ESEA	1.55	1.25	24	1.80	0.86
Excel Marltime Carriers	EXMCQ	N/A	N/A	N/A	N/A	N/A
Freeseas Inc.	FREE	0.78	0.18	333.3	5.80	0.17
Genco Shipping&Trading	GNK	3.87	2.95	31.2	4.98	1.12
Costamare Inc.	CMRE	17.74	16.73	6	18.66	12.08
Goldenport Holdings Inc.	GPRT	50.50	35.00	44.3	51.00	29.00
Navios Maritime Holdings	NM	7.21	6.25	15.4	7.67	3.26
GasLog Ltd.	GLOG	14.86	13.73	8.2	15.29	10.35
Paragon Shipping Inc.	PRGN	6.00	7.77	-22.8	9.40	1.91
Safe Bulkers Inc.	SB	6.92	6.62	4.5	7.65	3.12
Star Bulk Carriers Corp.	SBLK	9.80	8.63	13.6	11.53	5.28
Stealthgas Inc.	GASS	9.26	8.72	6.2	12.10	5.34
TEN Inc.	TNP	5.37	4.87	10.3	5.75	3.04
TOP Ships Inc.	TOPS	1.86	2.15	-13.5	2.93	0.70
Box Ships Inc.	TEU	4.17	4.22	-1.2	6.33	3.51
Diana Containerships Inc.	DCIX	3.91	3.64	7.4	7.13	3.57
Danaos Corporation	DAC	3.93	4.54	-13.4	4.86	2.44
Aegean Marine Petroleum	ANW	11.66	9.13	27.7	12.00	4.48

**** 27/09/2013 closing values***

~~~~~~

Disclaimer: Information and data that appear in this report have been obtained from various sources which are believed to be correct and reliable. However, Athenian Shipbrokers S.A. does not guarantee their accuracy or completeness and therefore cannot be held liable for any loss incurred as a result of reliance in any way whatsoever on the information contained herein.

Kind Regards,

ATHENIAN SHIPBROKERS S.A.

www.atheniansa.gr
~~~~~~