ATHENIAN SHIPBROKERS S.A.

107-109, Vas. Pavlou Str., GR 166 73, Voula , Athens, Greece
Tel: 210 9659700 - Fax: 210 8996040
Internet Mail: athenian@atheniansa.gr
www.atheniansa.gr

January 2014

MONTHLY REPORT

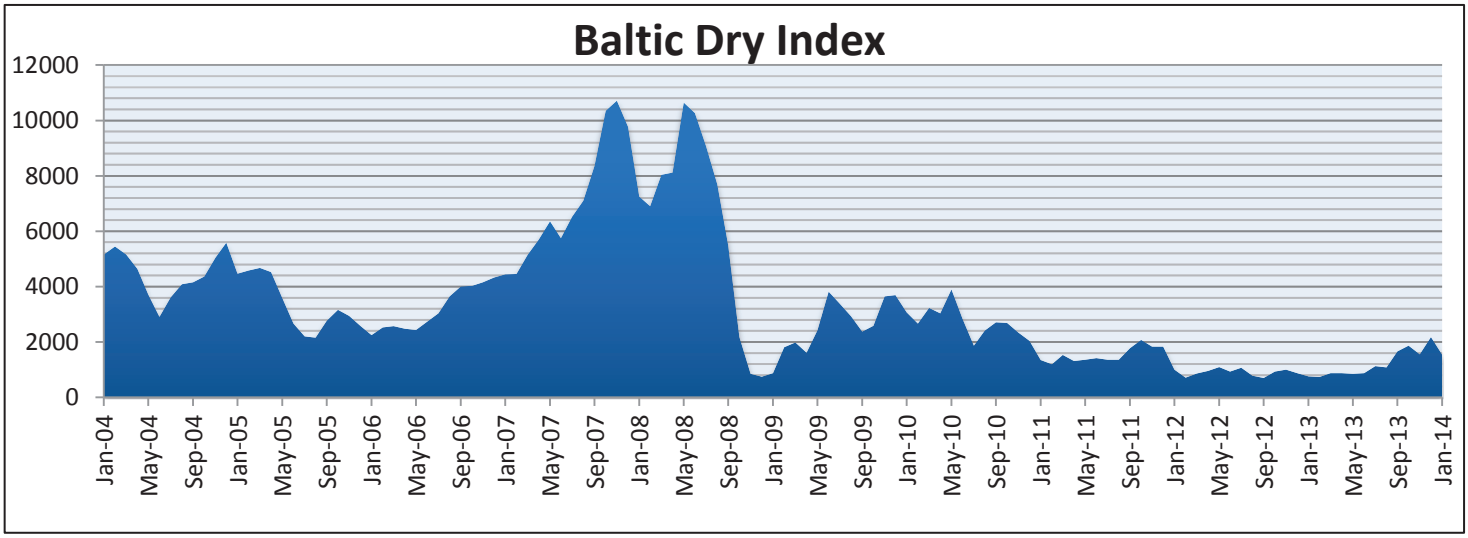

PRICES TANKERS ($ MIO)						
** Prices reflect Year's End*	2009*	2010*	2011*	2012*	2013*	Jan-14
VLCC 5Y	78.0	87.8	55.6	56.0	55.8	67.4
VLCC 10Y	59.5	64.3	34.1	35.0	35.0	45.4
SUEZMAX 5Y	57.0	62.8	45.6	40.2	39.5	46.0
AFRAMAX 5Y	40.5	44.5	34.7	28.0	27.8	33.2
AFRAMAX10Y	23.5	30.7	19.3	16.3	16.3	23.3
PANAMAX5Y	35.5	39.0	30.9	24.3	24.3	31.5
45K 5Y D/H	23.5	27.3	25.8	23.0	23.3	29.2
45K 10Y D/H	16.0	19.7	15.8	15.5	15.7	18.8
45K 20Y	4.0	6.7	6.0	6.2	6.2	6.5

PRICES BULKERS ($ MIO)						
** Prices reflect Year's End*	2009*	2010*	2011*	2012*	2013*	Jan-14
CAPESIZE 5Y	54.5	57.0	36.3	32.0	43.9	44.6
CAPESIZE 10Y	45.0	43.0	26.8	20.5	31.0	32.2
CAPESIZE 15Y	28.0	26.0	15.2	12.7	18.2	18.5
CAPESIZE 20Y	16.5	16.4	10.5	9.3	10.1	10.0
PANAMAX 5Y	35.0	38.5	26.4	18.0	25.6	26.5
PANAMAX 10Y	27.5	31.6	18.6	12.5	17.9	19.8
PANAMAX 15Y	22.0	23.1	12.4	8.3	12.0	13.0
PANAMAX 20Y	12.0	13.8	8.1	5.4	7.5	7.5
SUPRAMAX 5Y	27.5	31.9	26.4	23.3	24.3	25.5
HANDYMAX10Y	22.0	24.7	18.0	13.0	17.4	18.9
HANDYMAX15Y	17.5	20.0	11.1	8.7	10.9	11.6
HANDYMAX20Y	11.0	12.0	7.9	6.3	6.4	6.4

SECOND HAND SALES & CHARTER FIXTURE TRENDS

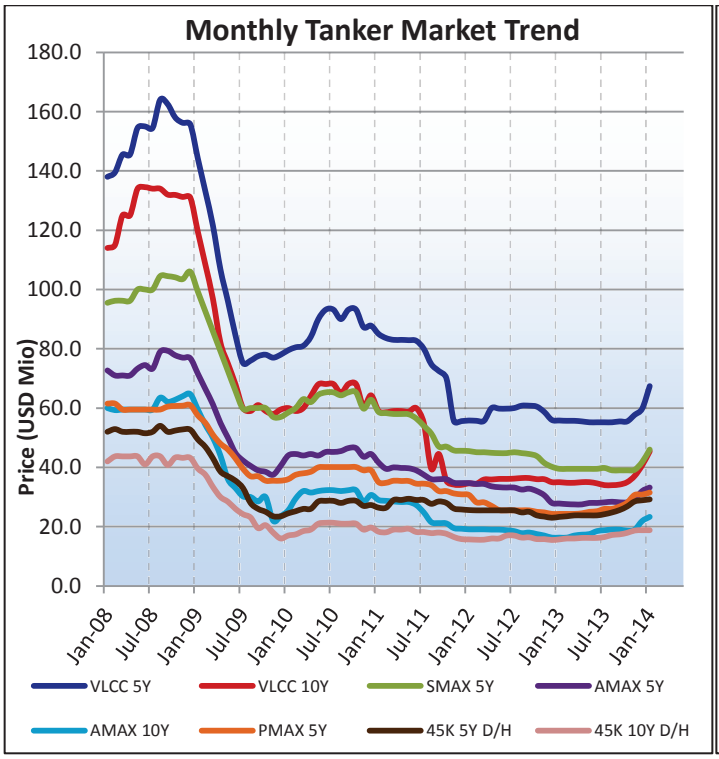

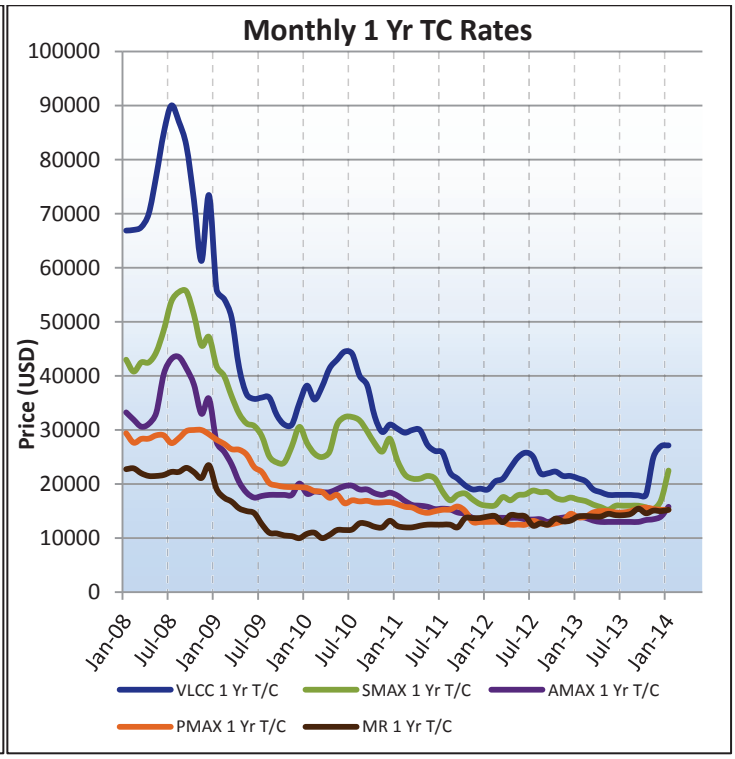

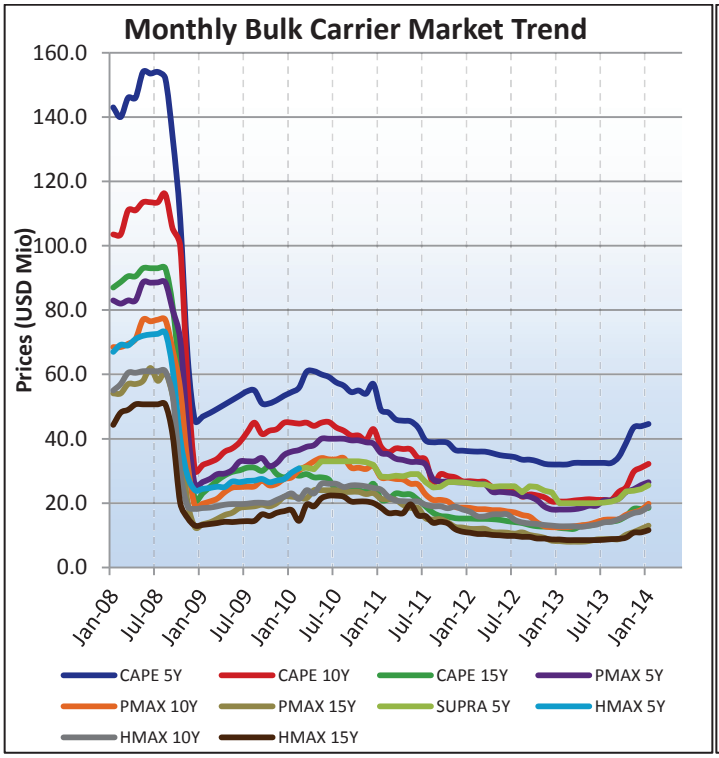

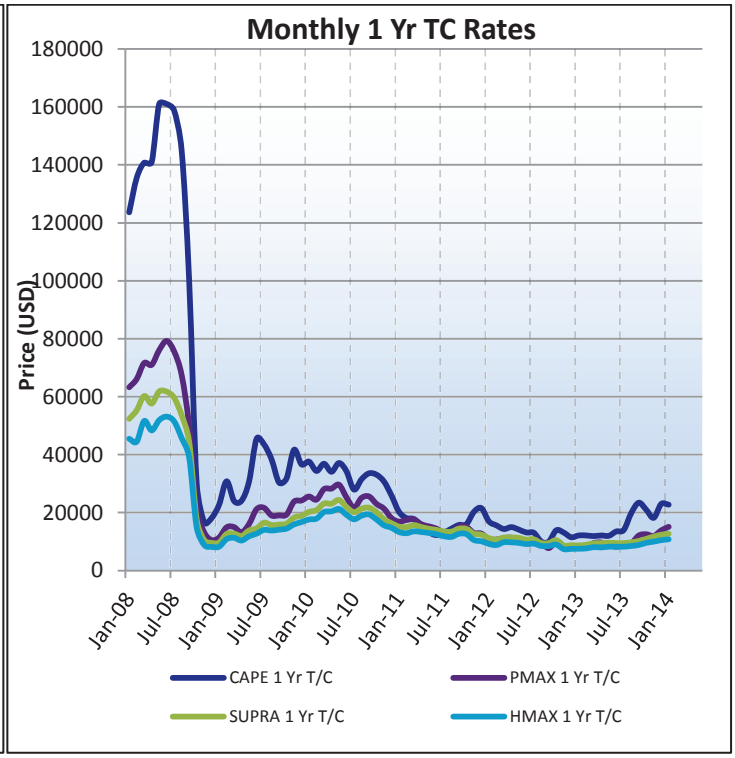

SECOND HAND TONNAGE MARKET

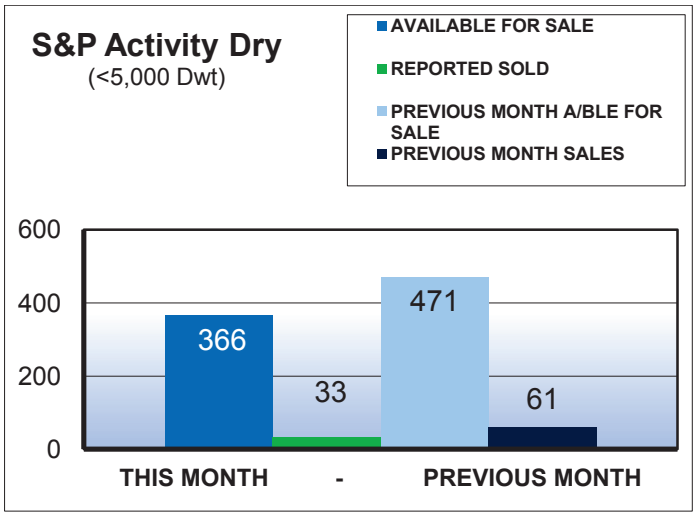

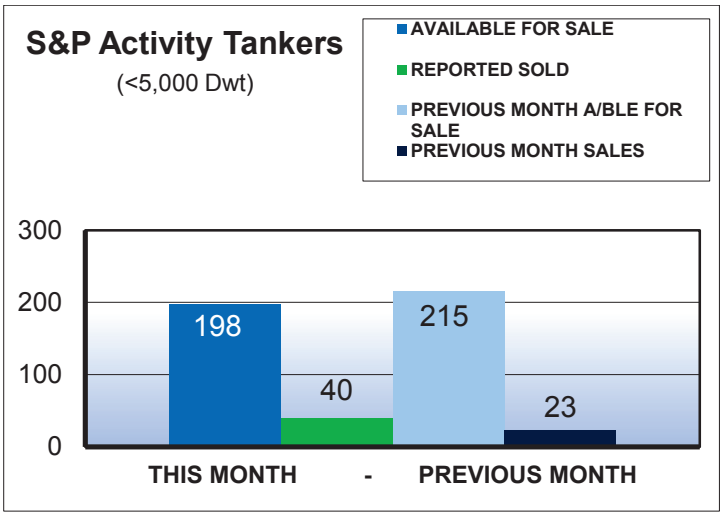

Excluding demolition sales

	Sale and Purchase Market - Second Hand units						
Ship Type	Aug-13	Sep-13	Oct-13	Nov-13	Dec-13	Jan-14	Total
BULK	42	29	51	54	61	33	270
TANK	22	35	27	48	23	40	195
GAS	0	6	1	4	6	3	20
CONT	14	8	15	28	7	4	76
TWEEN	0	0	1	2	1	1	5
REEF	0	0	0	0	0	0	0
RORO	0	0	0	0	0	0	0
FERRY	0	2	0	0	0	0	2
CRUISE	0	0	0	0	0	0	0
Total	78	80	95	136	98	81	568

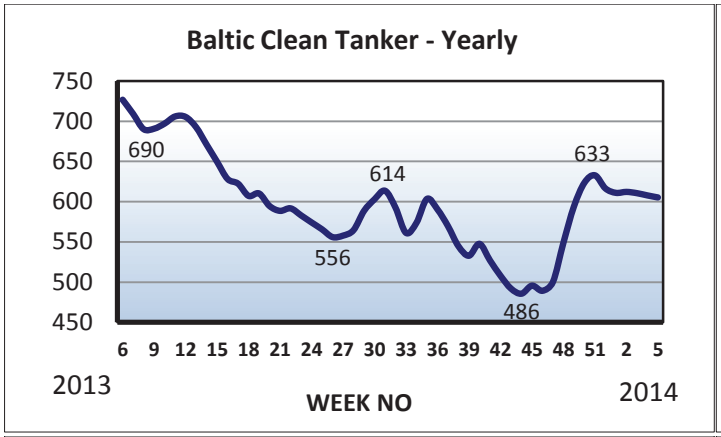

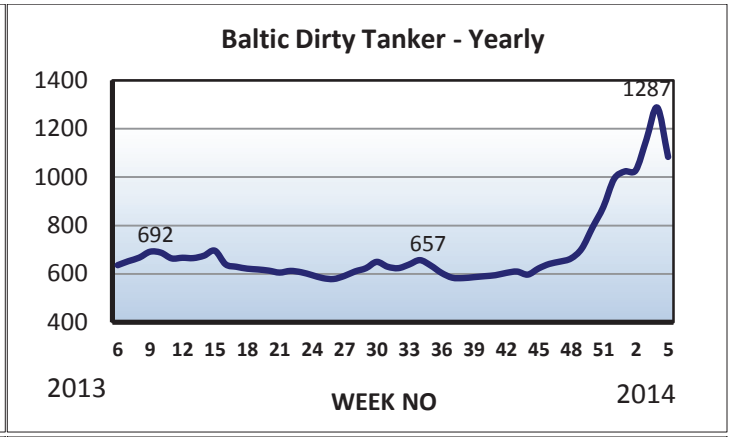

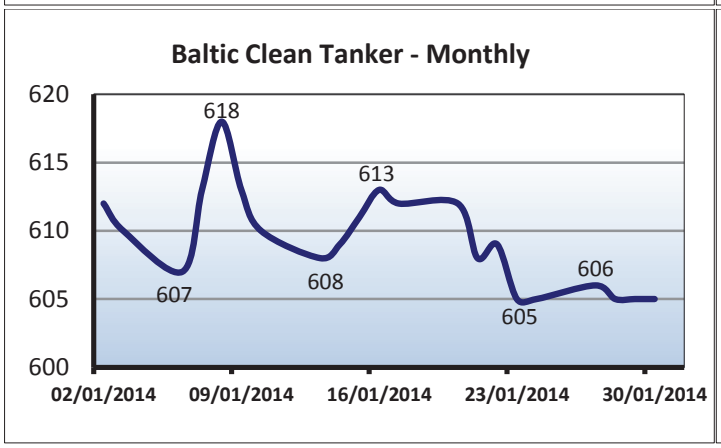

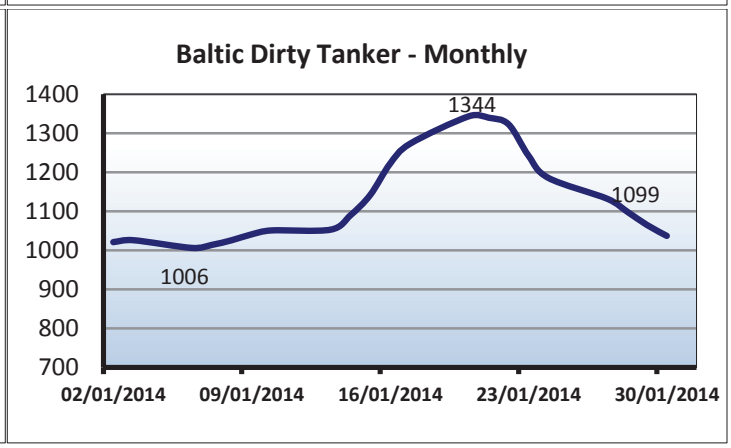

TANKER SALES

NAME	DWT	BLT			PRICE $	BUYER
NIKER	5850	2005	TURKEY	DH	7 MIO	ITALIAN (Via Auction)
BOW MATE	6001	1999	POLAND	DH	6.8 MIO	UNDISCLOSED (Stst tanker)
BRO VENTO	8063	2010	CHINA	DH	11 MIO	UNDISCLOSED
RUI XIANG	9000	2012	CHINA	DH	18.65 MIO	CHINESE (Stst tanker)
RUN ZE	9016	2011	CHINA	DH	18.65 MIO	CHINESE (Stst tanker)
CLIPPER KATE	11260	2006	S.KOREA	DH	11.5 MIO	S.KOREAN
CLIPPER KARINA	11420	2006	S.KOREA	DH	11.5 MIO	S.KOREAN
CLIPPER DAISY	12756	1998	JAPAN	DH	8.5 MIO	S.KOREAN
MALPENSA	17525	2009	S.KOREA	DH	*	ENBLOC BSS▼
MANON	17527	2008	S.KOREA	DH	*	ENBLOC BSS▼
MYKINES	17548	2008	S.KOREA	DH	*	ENBLOC BSS▼
MIRABEAU	17548	2009	S.KOREA	DH	72 MIO	SINGAPOREAN (Bank sale. Total Price)
CLIPPER MAKISHIO	19999	2009	JAPAN	DH	26.8 MIO	NORWEGIAN
TURID KNUTSEN	22000	1993	SPAIN	DH	7 MIO	NIGERIAN
GREAT SWAN	23480	1991	GERMANY	DH	7 MIO	GREEK
DAN EAGLE	46186	1999	S.KOREA	DH	*	ENBLOC BSS▼
DAN SABIA	59317	2012	CHINA	DH	*	ENBLOC BSS▼
DAN CISNE	59335	2011	CHINA	DH	65 MIO	KNUTSEN NYK OFFSHORE (Total Price)
THERESA CRYSTAL	46842	1993	S.KOREA	DH	8 MIO	SEVEN ISLAND SHIPPING, INDIA
OCEAN LEO	47366	2010	JAPAN	DH	28 MIO	UACC, MIDDLE EAST
SENATORE	72514	2004	S.KOREA	DH	22 MIO	GREEK
NOEMI	72604	2004	S.KOREA	DH	22 MIO	GREEK
ANNA VICTORIA	74999	2004	S.KOREA	DH	22.5 MIO	GREEK
ELEGANT VICTORIA	74999	2007	JAPAN	DH	28.2 MIO	GREEK
VALDARNO	108914	2010	CHINA	DH	32 MIO	TEEKAY GROUP

VALBRENTA	109039	2009	CHINA	DH	32 MIO	TEEKAY GROUP
VALFOGLIA	109060	2009	CHINA	DH	32 MIO	TEEKAY GROUP
VALLESINA	109060	2009	CHINA	DH	32 MIO	TEEKAY GROUP
SEAMASTER	109266	2006	CHINA	DH	24 MIO	UNDISCLOSED
ELISEWIN	149991	2002	JAPAN	DH	23 MIO	GREEK
HERO	156532	2011	CHINA	DH	51 MIO	GREEK
ALMI SKY	157787	2012	S.KOREA	DH	55 MIO	GREEK
ALGECIRAS SPIRIT	160250	2000	S.KOREA	DH	18.2 MIO	GREEK
PRISCO MIZAR	166468	2007	S.KOREA	DH	*	ENBLOC BSS ▼
PRISCO ALCOR	166546	2007	S.KOREA	DH	82 MIO	GREEK (Total Price)
LUXEMBOURG	199150	1999	S.KOREA	DH	28 MIO	UNDISCLOSED (For conversion)
GULF SHEBA	298923	2007	CHINA	DH	*	ENBLOC BSS ▼
GULF EYADAH	298971	2006	CHINA	DH	99 MIO	UNDISCLOSED (Total Price)
SATURN GLORY	198982	1998	S.KOREA	DH	23 MIO	SANTEK MARINE PTE, SINGAPORE
BW NYSA	299543	2000	S.KOREA	DH	32 MIO	UNDISCLOSED

GAS SALES

NAME	*DWT*	*BLT*		*CBM*	*PRICE $*	*BUYER*
LONG CHAMP	4316	1990	JAPAN	3142	2 MIO	INDONESIAN
SIGLOO DISCOVERY	9999	1989	ITALY	10326	8.6 MIO	INDIAN
OVAL NOVA	50357	1993	JAPAN	75362	30 MIO	CHINESE

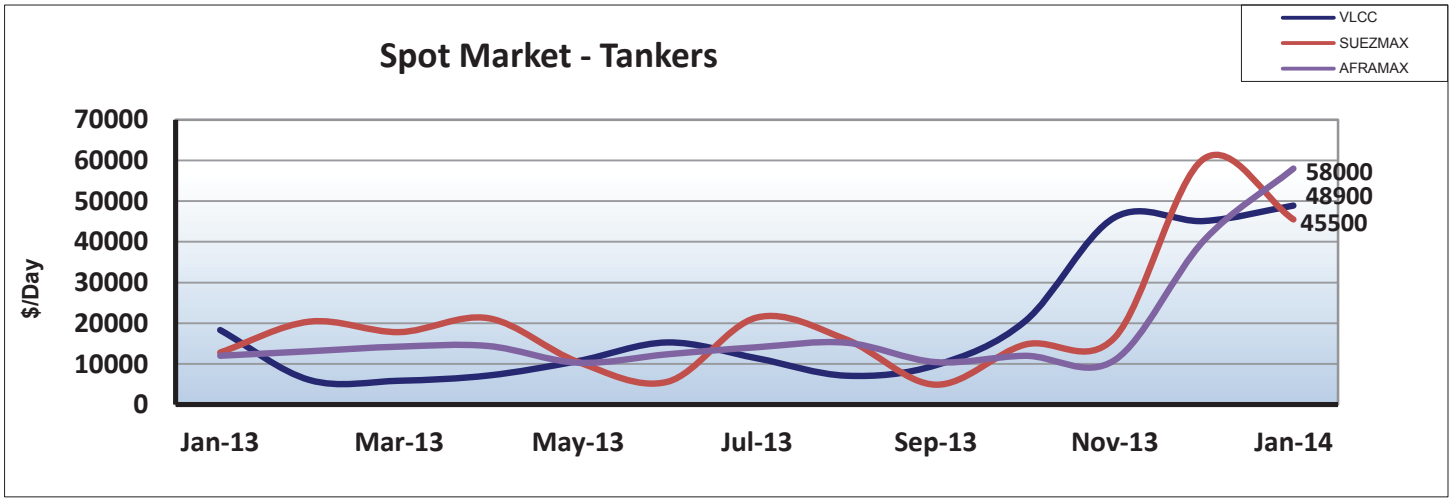

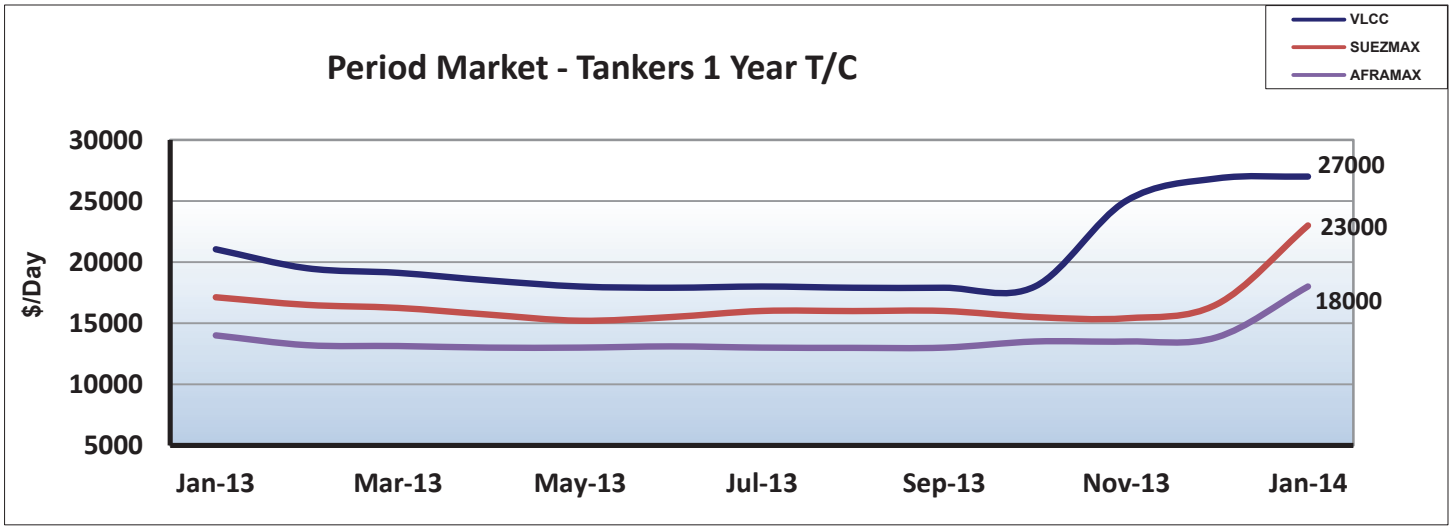

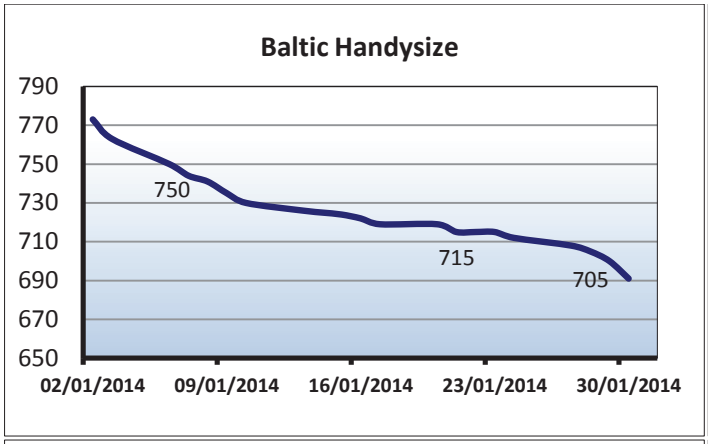

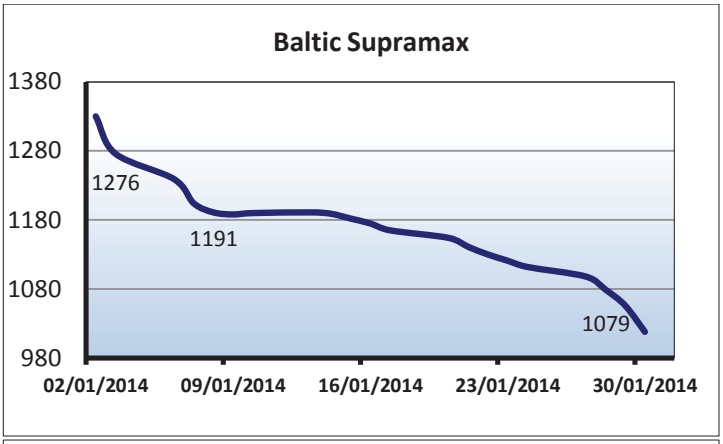

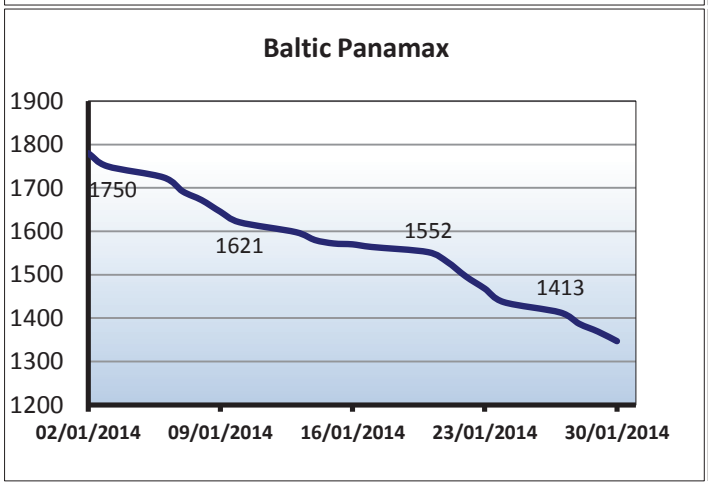

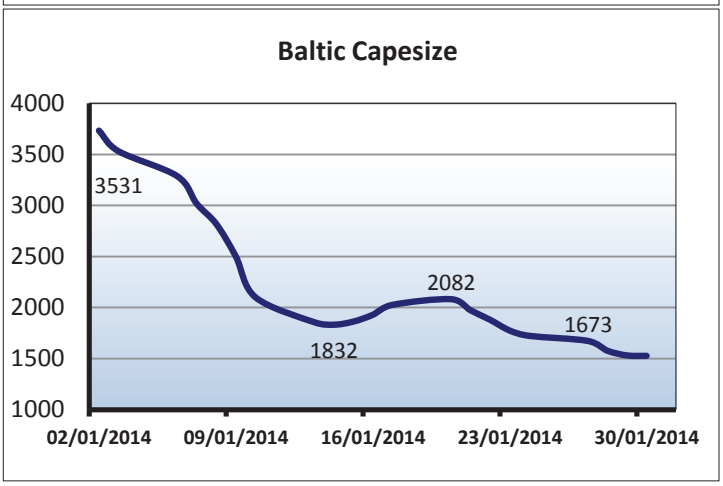

BULKER SALES

NAME	DWT	BLT		GEAR	PRICE $	BUYER
PACIFIC CHIKUSA	16870	2000	JAPAN	CR 3X25	5 MIO	UNDISCLOSED
DANIELA BOLTEN	23641	2008	JAPAN	CR 4X30	14 MIO	UNDISCLOSED
CYNTHIA PIONEER	23641	2009	JAPAN	CR 4X30	15 MIO	UNDISCLOSED
CARMEN SILVA	25739	1992	ROMANIA	CR 3X25	2.63 MIO	TURKISH (Via Auction)
CS SOLARIS	28492	2001	JAPAN	CR 4X30	13 MIO	UNDISCLOSED
FEDERAL AGNO	29643	1985	JAPAN	CR 4X25	3.25 MIO	UNDISCLOSED
TINA A	42717	1997	JAPAN	CR 4X30	10.5 MIO	DANISH
PACIFIC ROYAL	43210	1996	S.KOREA	CR 4X25	8.7 MIO	UNDISCLOSED (Bss dely upon TC comp mid 2014)
PACIFIC CHAMP	43229	1996	S.KOREA	CR 4X25	9 MIO	UNDISCLOSED (Bss dely upon TC comp mid 2014)
NIKKEI PHOENIX	45635	2002	JAPAN	CR 4X30	16 MIO	GREEK
AZURE SKY	45712	1995	JAPAN	CR 4X30	8.7 MIO	GREEK
SEA PEACE	46786	2000	JAPAN	CR 4X30	14.2 MIO	UNDISCLOSED
EILHARD SCHULTE	48913	1999	JAPAN	CR 4X25	12.7 MIO	GREEK
AOYAMA	56013	2006	JAPAN	CR 4X30	22.3 MIO	PACIFIC BASIN, HONG KONG
IKAN SERONG	56023	2006	JAPAN	CR 4X30	22.7 MIO	UNDISCLOSED
ORIENT RISE	56700	2010	CHINA	CR 4X30	21.5 MIO	UNDISCLOSED
JINLING JLZ9120410	62450	2014	CHINA	CR 4X30	*	ENBLOC BSS▼
JINLING JLZ9120411	62450	2014	CHINA	CR 4X30	*	ENBLOC BSS▼
JINLING JLZ9120408	63500	2014	CHINA	CR 4X30	*	ENBLOC BSS▼
JINLING JLZ9120409	63500	2014	CHINA	CR 4X30	121 MIO	GREEK (Total Price)
GLOBAL TRIUMPH	72870	1996	TAIWAN	GLESS	8 MIO	CHINESE
KALYPSO	73762	1997	JAPAN	GLESS	11.3 MIO	S.KOREAN

GRAND DIVA	76596	2007	JAPAN	GLESS	21.8 MIO	AUGUSTEA, ITALY (Bss dely 4-7/2014 chopt)
SEA OF HARVEST	81383	2009	JAPAN	GLESS	*	ENBLOC BSS ▼
GRAND CHALLENGER	82992	2006	JAPAN	GLESS	52 MIO	GREEK (Total price)
MINERAL PEARL	81545	2013	CHINA	GLESS	26 MIO	UNDISCLOSED
PRETTY MASTER	82000	2013	CHINA	GLESS	24 MIO	UNDISCLOSED
KAMISHIMA	95625	1993	JAPAN	GLESS	8.1 MIO	CHINESE
CAPE PROVIDENCE	169234	2010	S.KOREA	GLESS	34 MIO	CARGILL
JINHAI J0021	176000	2013	CHINA	GLESS	46.5 MIO	GREEK
QINGDAO BEIHAI BC 180-26	180000	2013	CHINA	GLESS	*	ENBLOC BSS ▼
QINGDAO BEIHAI BC 180-30	180000	2013	CHINA	GLESS	46.5 MIO	GREEK (Price each)
SANKO POWER	181196	2010	JAPAN	GLESS	49.4 MIO	EASTERN PACIFIC

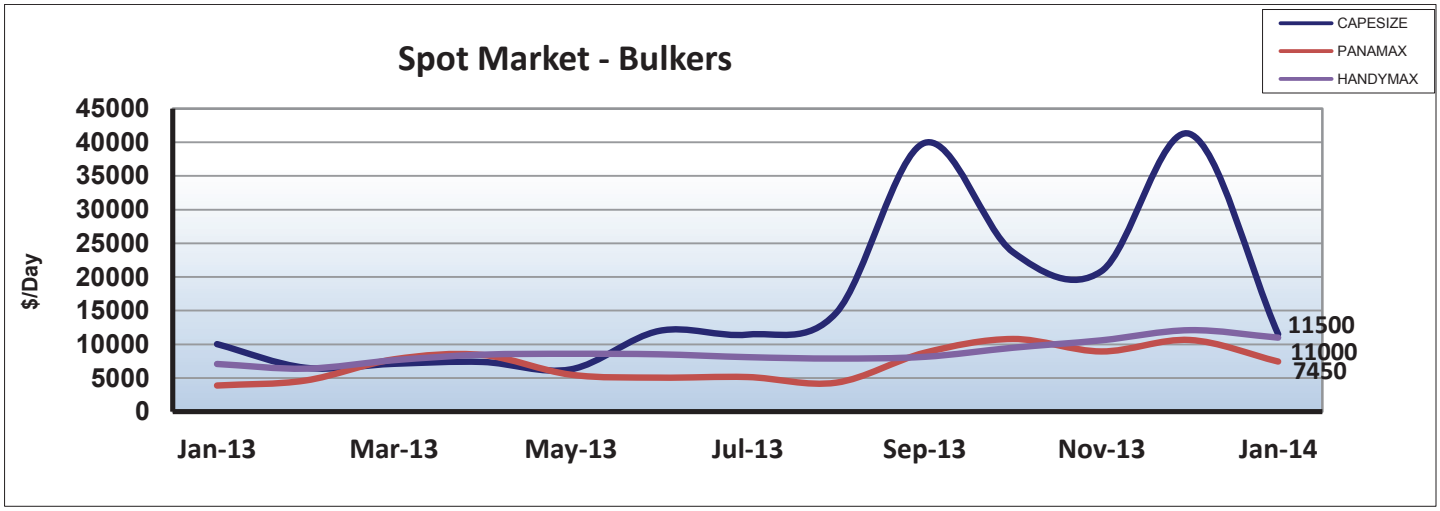

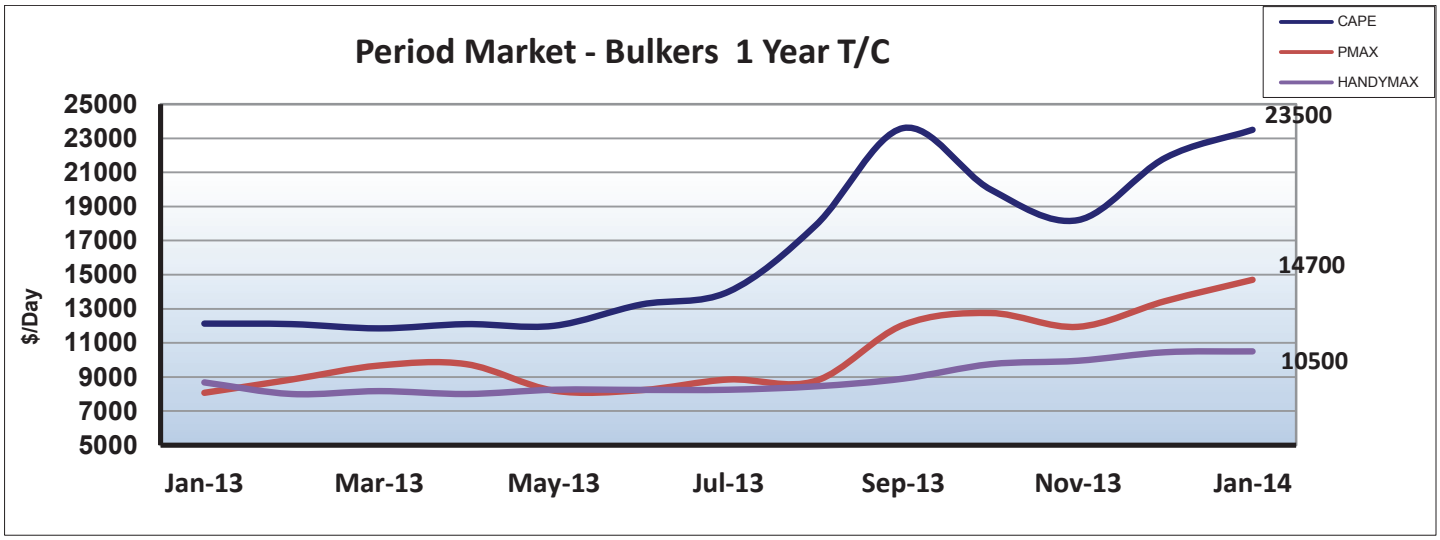

CONTAINER SALES

NAME	DWT	BLT		GEAR	TEU	PRICE $	BUYER
BARBARA	5910	1997	TURKEY	GLESS	467	1 MIO	RUSSIAN (Laid up)
BOTERDIEP	8300	1999	NETHERLANDS	GLESS	401	2.2 MIO	TURKISH
BUXHILL	23465	1995	GERMANY	GLESS	1684	4 MIO	UNDISCLOSED
CAP SALINAS	57500	2013	CHINA	GLESS	4800	43.5 MIO	GERMAN

TWEEN SALES

NAME	DWT	BLT		GEAR	TEU	PRICE $	BUYER
BAO YUN DA	5769	1996	JAPAN	DR 3X30		1.5 MIO	UNDISCLOSED

NEW BUILDING MARKET AND REPORTED CONTRACTS

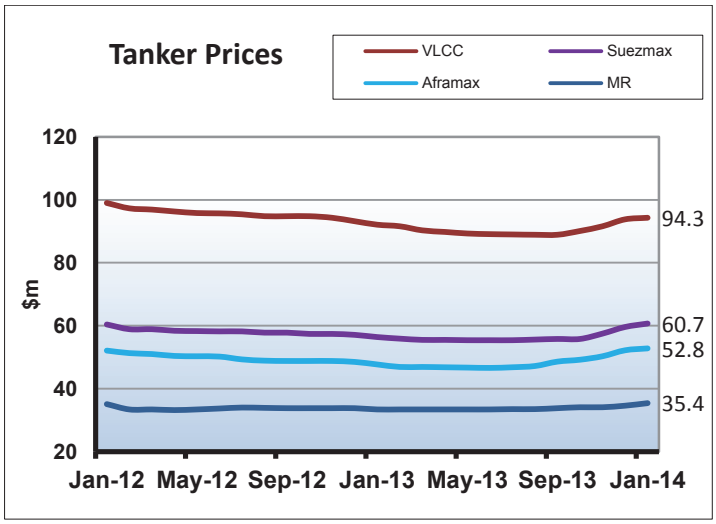

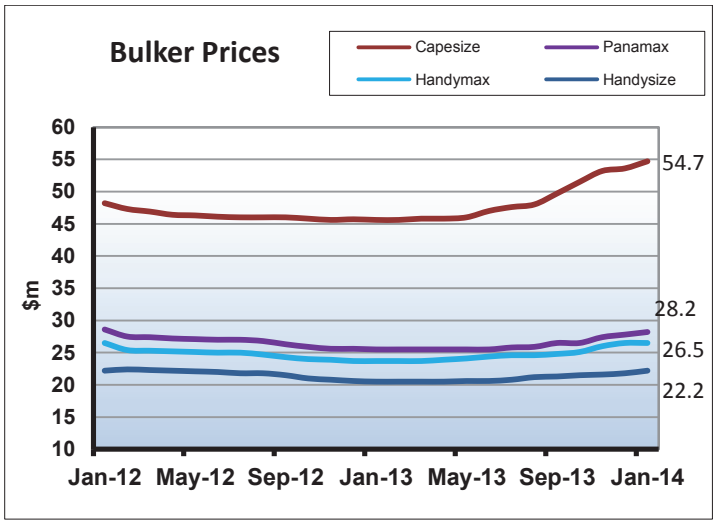

	Dry Bulk Orderbook							
Ship Type	2014 (deliv)	2014	2015	2016	2017	2018	2019	Total
VLOC	1	18	12	7	0	0	0	37
Capesize	10	90	105	67	1	0	0	263
Small Cape	3	30	19	4	1	0	0	54
Panamax	20	207	123	66	3	0	0	399
Supramax	14	223	240	112	18	1	0	594
Handys	19	200	163	55	1	0	0	419
Total	67	768	662	311	24	1	0	1766

	Tanker Orderbook							
Ship Type	2014 (deliv)	2014	2015	2016	2017	2018	2019	Total
ULCC/VLCC	1	33	22	22	3	0	0	80
Suezmax	1	34	15	8	0	0	0	57
Aframax	0	35	43	25	1	0	0	104
Panamax	1	11	2	3	0	0	0	16
MR	9	120	135	78	8	0	0	341
Handy	0	20	32	3	2	2	0	59
Total	12	253	249	139	14	2	0	657

	LPG Tank Orderbook						
Ship Type	2014 (deliv)	2014	2015	2016	2017	2018+	Total
VLGC	1	10	30	11	0	0	51
LGC	0	0	3	0	0	0	3
MR	0	6	11	8	2	1	28
Handy	0	19	12	6	0	0	37
Small	0	31	36	3	1	0	71
Total	1	66	92	28	3	1	190

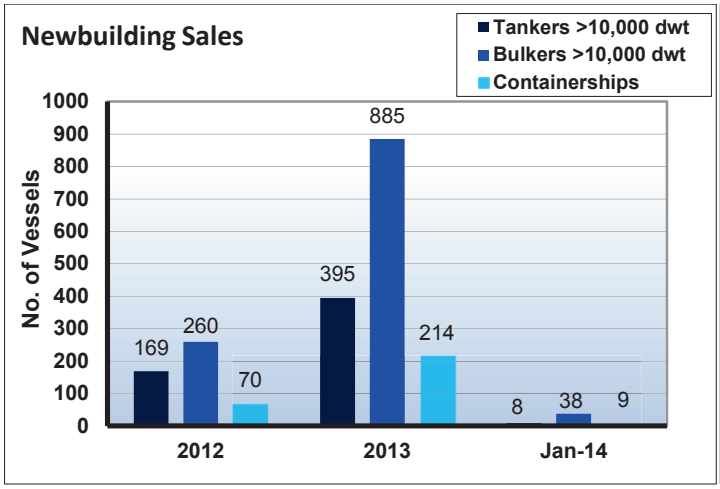

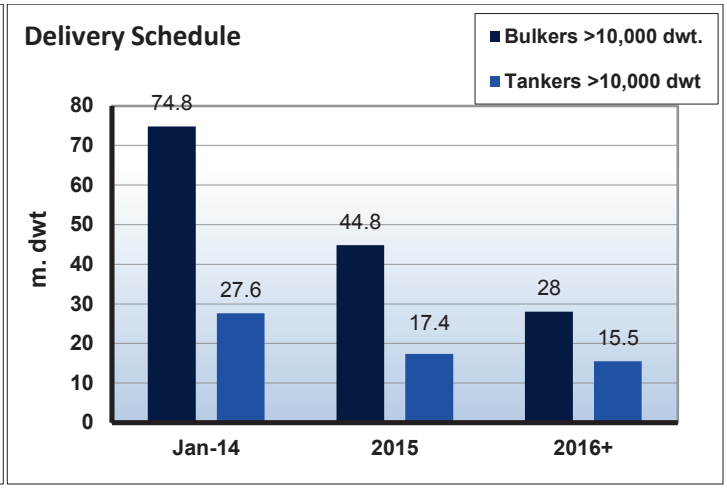

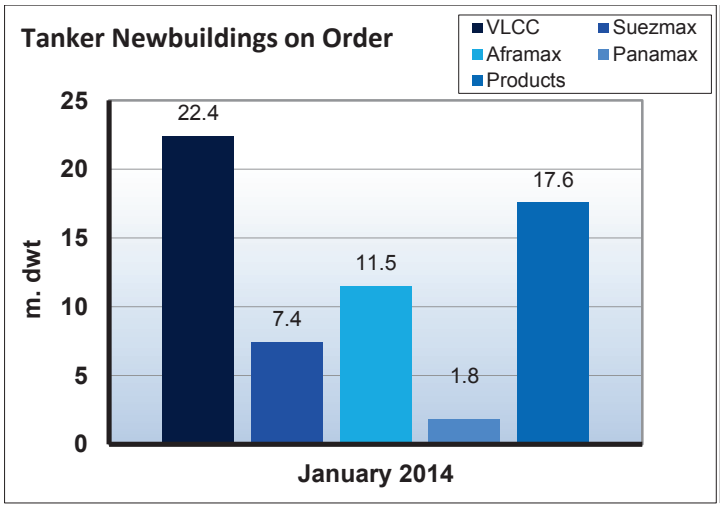

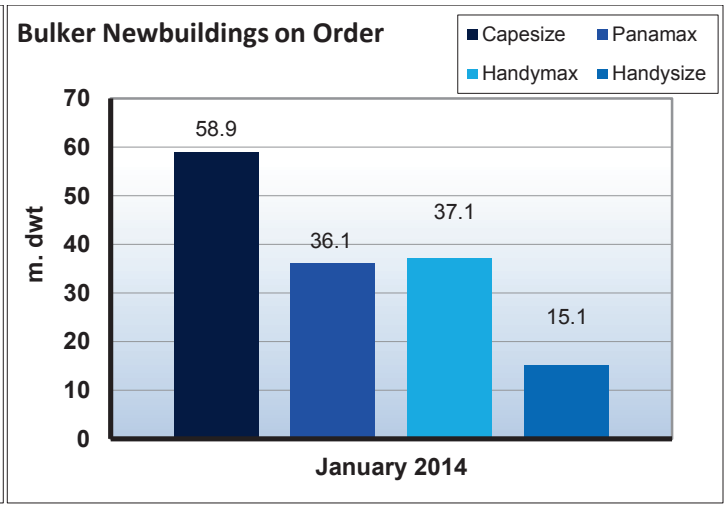

Newbuilding Historical Prices ($m)													
Tankers	Jan-14	2013	2012	2011	2010	2009	2008	2007	2005	2000	1995	1990	1985
310,000 DWT[1]	94.3	93.8	93.2	98.9	104.8	97.5	150	145	120	76.5	85.3	87.4	[2] 38.2
170,000 DWT[1]	60.7	59.6	57.1	60.3	66.3	61	90	90	71.5	52.5	54	66.1	[2] 28.2
110,000 DWT[1]	52.8	52.2	48.5	52.2	56	49.5	74	72	58	41.5	43.3	53.2	[2] 18.1
47,000 DWT[1]	35.4	34.6	33.8	35.2	36.1	35	46.5	52	43	29.5	33.2	[3] 32.1	[3] 13.3
Bulkers													
180,000 DWT[1]	54.7	53.6	45.7	48.4	57.2	55.5	87	96	58.5	40.5	42.3	60.2	29.3
73,000 DWT[1]	28.2	27.8	25.6	28.7	34.3	34.5	45.5	54	36	22.5	27.9	30	13.4
45,000 DWT	26.5	26.5	23.7	26.7	31.1	29	41	47.5	31	20.5	24.1	25.3	12.4
29,000 DWT	22.8	22.2	20.5	22.2	26.3	24.5	31	34	25.5	15	19.2	21.3	9.7

[1] Before 2001 sizes to read 280,000 - 140,000 - 95,000 - 40,000 respectively for tankers and 150,000 - 69,000 for Bulkers [2] Single Hull [3] 30,000 DWT
(note: above is for vessels built Japan / Korea, you should also consider US$ / Yen / Won relation for the years mentioned)

The Shipbuilding Market

TYPE	DWT	BUILDER	DELIVERY	PRICE $	OWNER	NOTES
BULK	82000	Zhejiang Zhenhe SB	2015		Seatankers Mngt.	
BULK	82000	Zhejiang Zhenhe SB	2015		Seatankers Mngt.	
BULK	64000	Huangpu Wenchong S/Y	2015		Prosperity Investment	
BULK	64000	Huangpu Wenchong S/Y	2016		Prosperity Investment	
BULK	64000	Huangpu Wenchong S/Y	2016		Prosperity Investment	
BULK	64000	Huangpu Wenchong S/Y	2017		Prosperity Investment	
BULK	64000	Chengxi Shipyard	2015		Greathorse Shipping	
BULK	64000	Chengxi Shipyard	2015		Greathorse Shipping	
BULK	64000	Chengxi Shipyard	2015		Greathorse Shipping	
BULK	63500	Dayang S.B.	2016		Ariston Navigation	
BULK	82000	Dayang S.B.	2016		Diana Shipping	
BULK	63000	Imabari S.B.	2017		Wisdom Marine Lines	
BULK	63000	Imabari S.B.	2017		Wisdom Marine Lines	
BULK	63000	Imabari S.B.	2017		Wisdom Marine Lines	
BULK	64000	Jinling Shipyard	2015		Sinotrans Shpg. Ltd.	
BULK	64000	Jinling Shipyard	2015		Sinotrans Shpg. Ltd.	
BULK	64000	Jinling Shipyard	2015		Sinotrans Shpg. Ltd.	
BULK	64000	Jinling Shipyard	2015		Sinotrans Shpg. Ltd.	
BULK	61000	Dalian COSCO KHI	2016		Lauritzen Bulkers	
BULK	61000	Dalian COSCO KHI	2016		Lauritzen Bulkers	
BULK	63000	Imabari S.B.	2017		Lauritzen Bulkers	
BULK	63000	Imabari S.B.	2017		Lauritzen Bulkers	
BULK	64000	Zhejiang Yangfan	2016		d'Amico Ireland	
BULK	64000	Zhejiang Yangfan	2016		d'Amico Ireland	
BULK	38800	Taizhou Sanfu	2016		Pioneer Marine Advis	
BULK	38800	Taizhou Sanfu	2016		Pioneer Marine Advis	
BULK	82000	Jiangsu New YZJ	2016		Torvald Klaveness	
BULK	82000	Jiangsu New YZJ	2016		Torvald Klaveness	
BULK	208000	Jiangsu New YZJ	2016		Oldendorff Carriers	
BULK	208000	Taizhou Catic	2016		Oldendorff Carriers	
BULK	208000	Taizhou Catic	2016		Oldendorff Carriers	
BULK	43500	Qingshan Shipyard	2016		Blue Wall Shipping	
BULK	43500	Qingshan Shipyard	2016		Blue Wall Shipping	
BULK	208000	Hantong S.Y.	2016		Oldendorff Carriers	
BULK	208000	Hantong S.Y.	2016		Oldendorff Carriers	
BULK	82000	Jinling Shipyard	2015		Oldendorff Carriers	
BULK	82000	Jinling Shipyard	2015		Oldendorff Carriers	
BULK	82000	Sungdong S.B.	2015		Reuben Brothers Ltd.	
BULK	82000	Sungdong S.B.	2015		Reuben Brothers Ltd.	
BULK	82000	Sungdong S.B.	2016		Reuben Brothers Ltd.	
Chem & Oil	3500	Dae Sun S.B.	2016		Heung-A Shpg Co. Ltd	
Chem & Oil	3500	Dae Sun S.B.	2016		Heung-A Shpg Co. Ltd	
Chem & Oil	12000	Dae Sun S.B.	2016		Heung-A Shpg Co. Ltd	
Chem & Oil	12000	Dae Sun S.B.	2016		Heung-A Shpg Co. Ltd	
CONT	21500	CSBC	2016	25 Mio	Iseaco Holdings Pte.	
CONT	21500	CSBC	2016	25 Mio	Iseaco Holdings Pte.	
CONT	115000	Hyundai H.I.	2015		Oceanbulk Maritime	
CONT	115000	Hyundai H.I.	2016		Oceanbulk Maritime	
CONT	150000	Samsung H.I.	2016	116.8 Mio	Costamare Shipping	
CONT	150000	Samsung H.I.	2016	116.8 Mio	Costamare Shipping	
CONT	150000	Samsung H.I.	2016	116.8 Mio	Costamare Shipping	
CONT	150000	Samsung H.I.	2017	116.8 Mio	Costamare Shipping	
CONT	150000	Samsung H.I.	2017	116.8 Mio	Costamare Shipping	
CONT	150000	Samsung H.I.	2017	116.8 Mio	Costamare Shipping	
Cruise		Fincantieri	2016		Seabourn Cruise Line	
Diving Support		VARD Soeviknes	2016		Harkand	
Drillship	6800	Yantai CIMC Raffles	2016		Norshore	
Fast Pass Cat	100	Afai Southern	2015		Shenzhen Pengxing	
Fast Pass Cat	100	Afai Southern	2015		Shenzhen Pengxing	
Fast Pass Cat	100	Afai Southern	2015		Shenzhen Pengxing	

LPG	43500	Hyundai H.I.	2015		Solvang ASA	
MSV		Kleven Werft	2015		Olympic Shipping	
Open Hatch	38300	Jinling Shipyard	2016		Oldendorff Carriers	
Open Hatch	38300	Jinling Shipyard	2016		Oldendorff Carriers	
Open Hatch	38300	Jinling Shipyard	2016		Oldendorff Carriers	
Pass	8000	Tianjin Xingang	2017		Mercy Ships	
Pass/Car F.	1900	Kouan S.B.	2015		Guangdong Shuangtai	
Pass/Car F.	1900	Kouan S.B.	2015		Guangdong Shuangtai	
PCC	29000	Shin Kurushima	2016		K-Line	
PCC	29000	Shin Kurushima	2017		K-Line	
PCC	30000	Japan Marine United	2016		K-Line	
PCC	30000	Japan Marine United	2017		K-Line	
Pipe Layer		Shanghai Zhenhua	2017		Petrofac Resources	
Products	50000	Guangzhou S.Y. Int.	2016		Trafigura Beheer	
Products	50000	Guangzhou S.Y. Int.	2016		Trafigura Beheer	
Products	50000	Guangzhou S.Y. Int.	2016		Trafigura Beheer	
Products	50000	Guangzhou S.Y. Int.	2016		Trafigura Beheer	
Products	115000	Sungdong S.B.	2016		Lyras Maritime Ltd.	
Products	115000	Sungdong S.B.	2016		Lyras Maritime Ltd.	
Products	74000	New Times S.B.	2016		Larine Tankers	
Products	74000	New Times S.B.	2016		Larine Tankers	
PSV	5500	Remontowa Shpbld	2015		Siem Offshore	
PSV	5500	Remontowa Shpbld	2015		Siem Offshore	
PSV	5500	Remontowa Shpbld	2016		Siem Offshore	
PSV	5500	Remontowa Shpbld	2016		Siem Offshore	
PSV	5275	Kleven Verft	2015		Rem Maritime	
TANK	308000	Dalian Shipbuilding	2016		COSCO Dalian	
TANK	308000	Dalian Shipbuilding	2016		COSCO Dalian	
TANK	308000	Dalian Shipbuilding	2016		COSCO Dalian	
TANK	308000	Dalian Shipbuilding	2016		COSCO Dalian	
TANK	300000	Hyundai H.I.	2016	92.7 Mio	DHT Management AS	

DEMOLITION MARKET

Demolition Prices		
	Gen Cargo	**Tanker**
India	USD 415 /lt Ldt	USD 445 /lt Ldt
Bangladesh	USD 410 /lt Ldt	USD 440 /lt Ldt
Pakistan	USD 405 /lt Ldt	USD 430 /lt Ldt
China	USD 335 /lt Ldt	USD 345 /lt Ldt

Demolition Historical Data

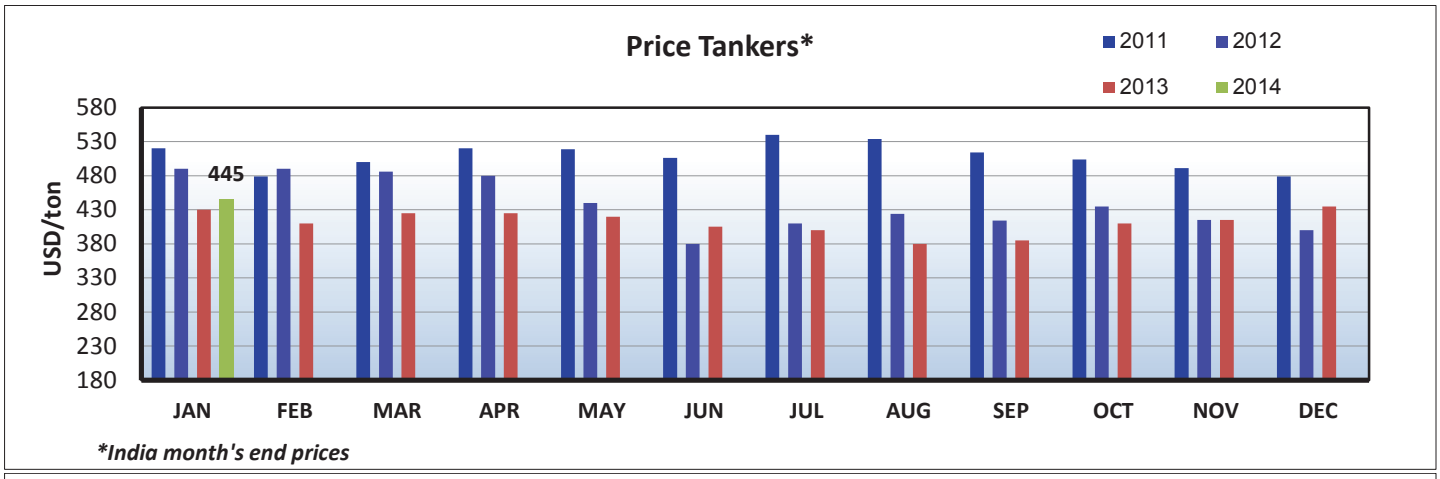

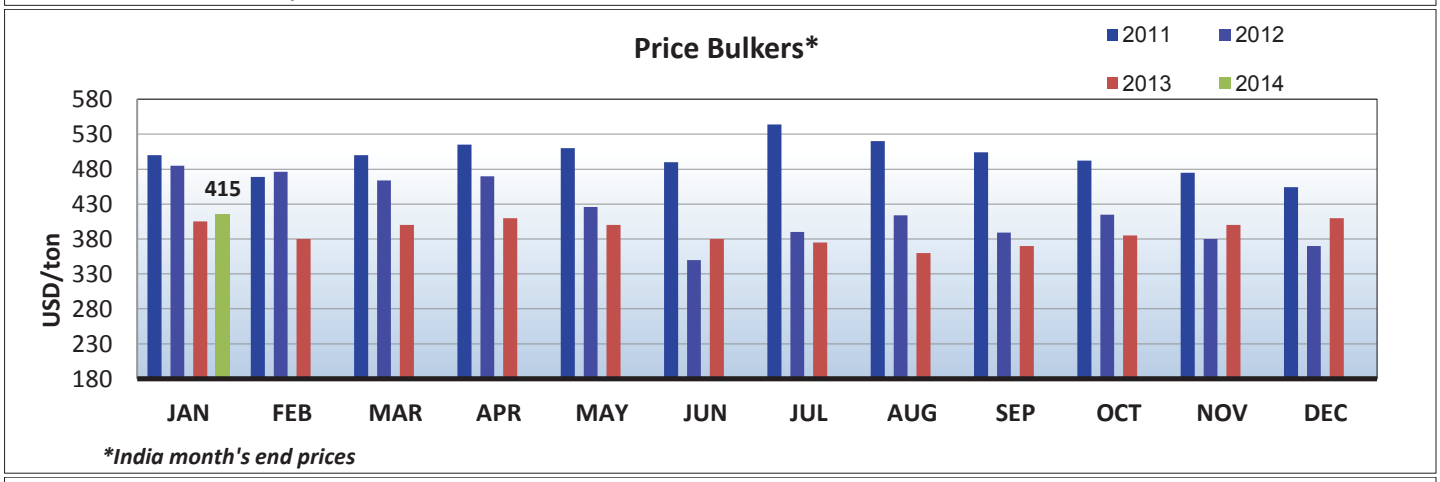

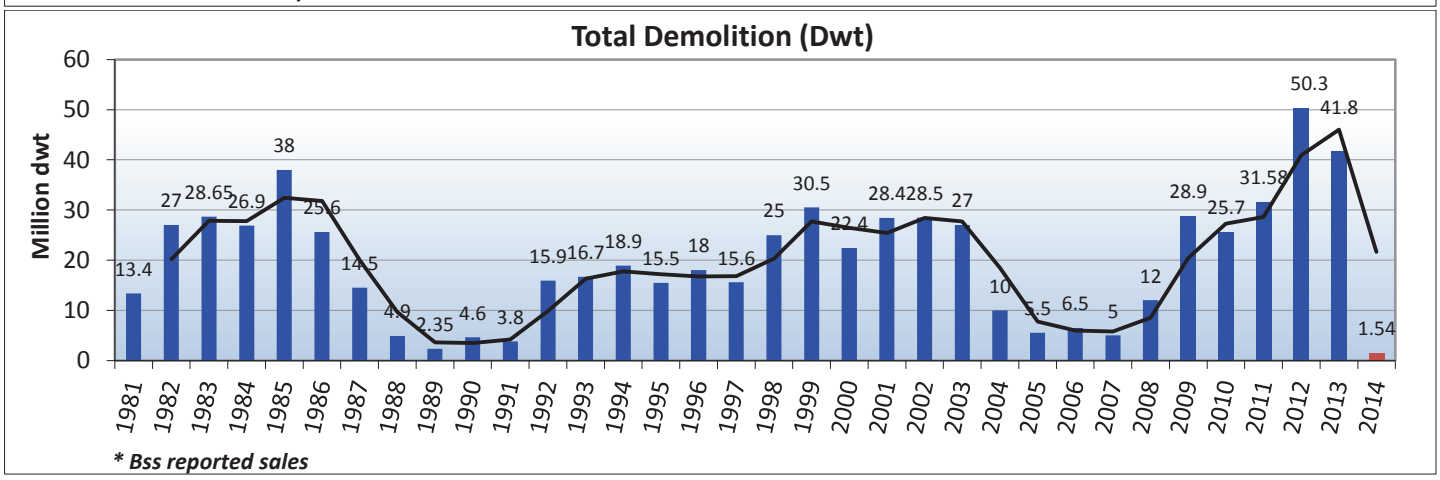

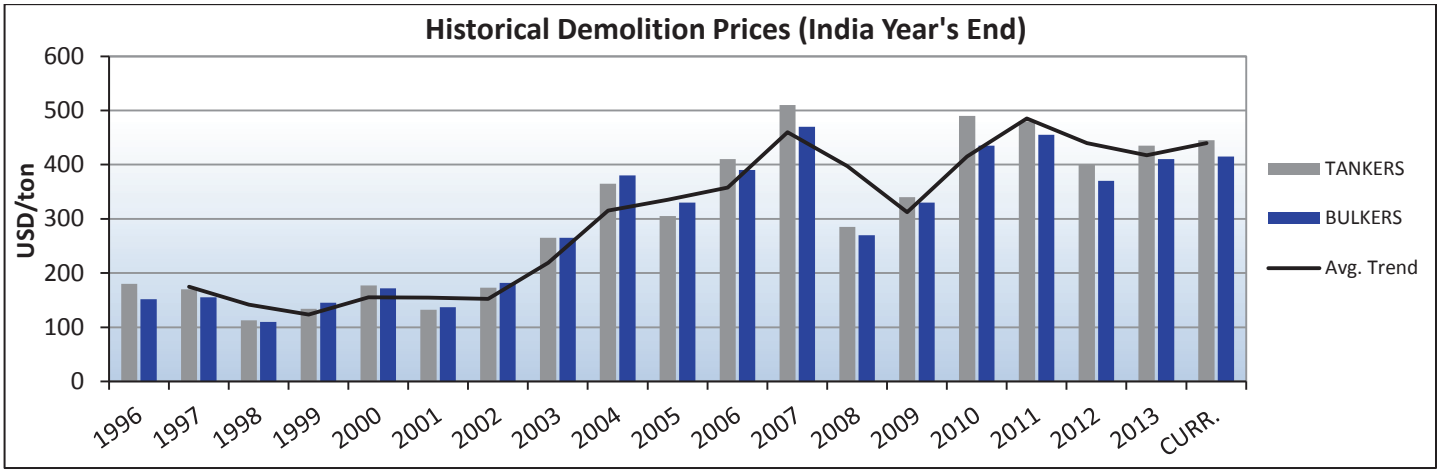

HISTORICAL DEMOLITION PRICES *(*Indian Year's End)*																			
	1996	**1997**	**1998**	**1999**	**2000**	**2001**	**2002**	**2003**	**2004**	**2005**	**2006**	**2007**	**2008**	**2009**	**2010**	**2011**	**2012**	**2013**	**CURR.**
TANK	186	182	172	115	136	174	135	174	262	362	302	405	507	287	338	485	482	435	445
BULK	166	153	152	112	143	170	135	181	267	381	332	392	472	268	328	437	456	410	415

India

TYPE	*NAME*	*DWT*	*BLT*	*LDT*	*PRICE $/LDT*	*COMMENTS*
BULK	LTI INTEGRITY	12045	1985	4400	460	
BULK	FILIPPA C	14190	1991	6600	445	
BULK	FUJISAN MARU	16922	1976	5336	441	
BULK	CATHAY MORSKI	39055	1984	6973	430	
CONT	NEDLLOYD ASIA	50620	1991	20400	452	
CONT	NEDLLOYD AMERICA	50620	1992	20447	450	
CONT	MAERSK MIAMI	55238	1994	23800	450	
CONT	MSC DALTON	59283	1992	19441	452	
CONT	MSC TANZANIA	63551	1997	18945	477	Incl spares and 200T RoB
RORO	VINNI	13480	1994	10692	470	Incl non-ferrous material on board
TWEEN	NOBLE STAR	18230	1977	6000	460	

Bangladesh

TYPE	*NAME*	*DWT*	*BLT*	*LDT*	*PRICE $/LDT*	*COMMENTS*
BULK	DIBENA WIN	7824	1974	2291	340	
BULK	FORUNE CLOUD	34070	1983	7423	415	Asis Chittagong under tow w/ 200T RoB
BULK	GREEN OCEAN 1	43381	1984	8299	430	
BULK	YUN TONG	61537	1982	11843	350	
BULK	INFINITE PROSPERITY	64166	1983	13617	472	Incl Full Spares and 250T RoB
BULK	CARPIO	69703	1989	10019	442	
BULK	SUNNY SAILOR	149498	1990	18464	442	
CONT	KAPITAN ARTYUKH	9141	1986	5000	448	
CONT	YANG PU WAN	9509	1984	4294	450	
CONT	SANA	41937	2000	14788	457	
CONT	MAERSK DANANG	68411	2008	13002	435	
RORO	SINGA ACE	18293	1984	1226	445	Asis Spore
TANK	BIN HAI NO 1	64048	1991	13045	445	
TANK	VINASHIN ATLANTIC	149544	1992	20784	375	
TWEEN	VIKKI	8750	1985	7789	425	

China

TYPE	NAME	DWT	BLT	LDT	PRICE $/LDT	COMMENTS
BULK	TAI HE HAI	37544	1984	7801	345	
BULK	PENG YE	68676	1989	9724	348	
BULK	FULL BEAUTY	70198	1994		350	
CONT	ZHUANG HE	33240	1985	8756	340	
CONT	PU HE	45990	1990	15932	342	
TANK	YAN SHUI HU	43928	1995	9147	355	

Pakistan

TYPE	NAME	DWT	BLT	LDT	PRICE $/LDT	COMMENTS
TANK	HALIFAX	29753	1992	7077	300	Asis West Africa

Turkey

TYPE	NAME	DWT	BLT	LDT	PRICE $/LDT	COMMENTS
CONT	TRAPANI	21238	1990	7817	351	Bss asis Piraeus

Undisclosed

TYPE	NAME	DWT	BLT	LDT	PRICE $/LDT	COMMENTS
TANK	GENMAR MINOTAUR	96226	1995	14658	460	Asis Spore incl abt 750T RoB

HISTORICAL BUNKER PRICES

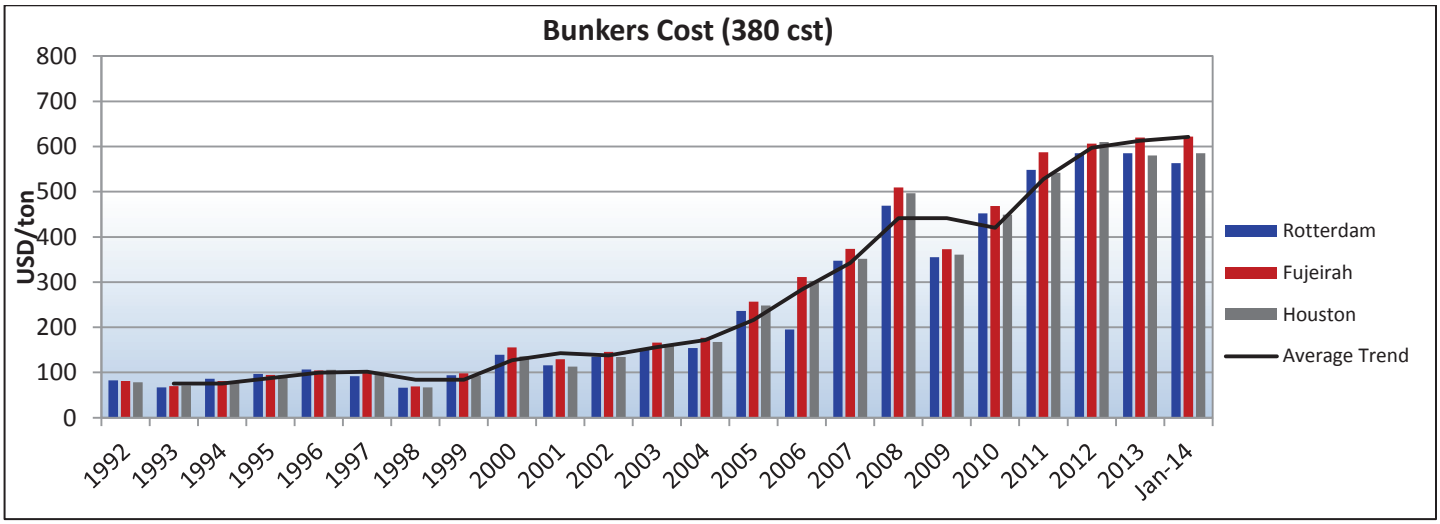

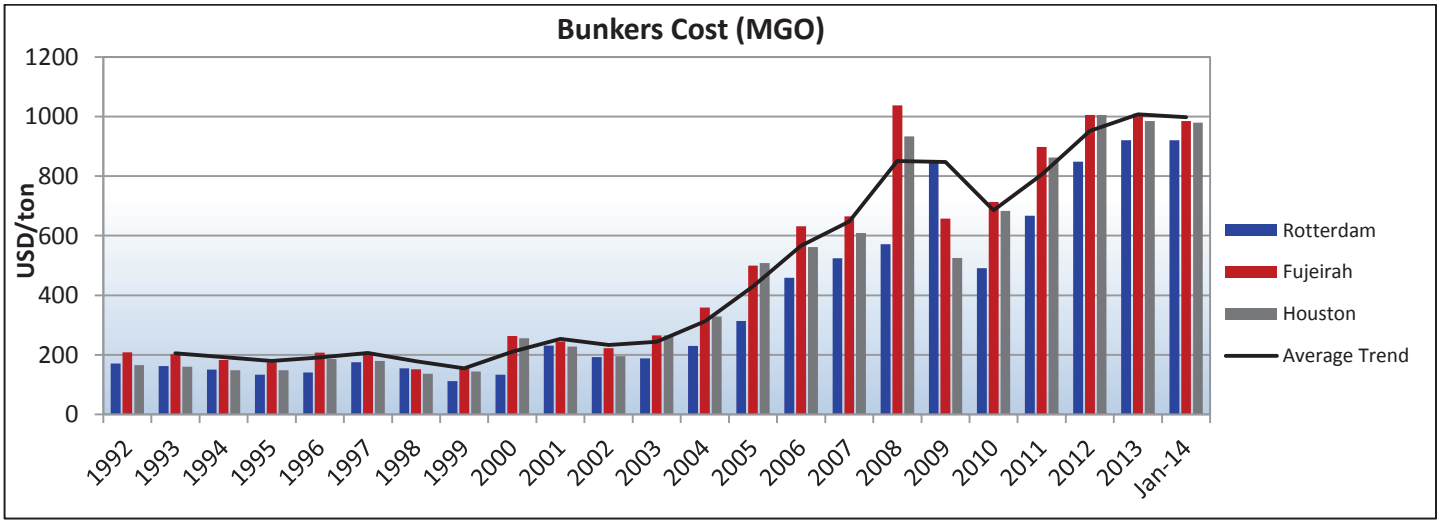

	HISTORICAL BUNKER PRICES					
	Rotterdam		Fujeirah		Houston	
	380 cst	MGO	380 cst	MGO	380 cst	MGO
1992	83	161.9	81.5	208.2	78.4	165.2
1993	67	150.5	70	202.5	71.1	160.6
1994	86	133.2	80.9	182.6	80.8	148.8
1995	97	140.6	94.6	175.8	93.2	148
1996	107	175.1	104.4	207.5	105.8	186
1997	92	155.4	99.3	205.6	97.3	179.9
1998	66.5	112.2	69.2	152.2	67.2	136.9
1999	94	133	98.5	157.2	93.3	143.9
2000	139	231.6	155.3	263.5	136	255.7
2001	116	192.4	129.7	244.7	112.8	227.5
2002	135	188.2	145.9	222.8	134	196
2003	151	230.4	166.3	265.2	160.2	265.1
2004	154	313.4	176.7	359.3	167.3	328.7
2005	236	458.4	256.6	500.1	248.3	508.5
2006	195	524.1	310.9	631.8	303	562.3
2007	347	571.3	373.7	664.7	351.8	608.6
2008	469	850.7	509.4	1037.7	496.8	933.2
2009	355	490.6	372.8	657	360.7	525
2010	452	667.1	468.2	712.9	449.3	683
2011	548	848.6	587.5	897.5	542.1	862.4
2012	585	920	606	1005	610	1005
2013	585	920	620	1010	580	985
Jan-14	563	885	622	985	585	980

MARKET INDICATORS

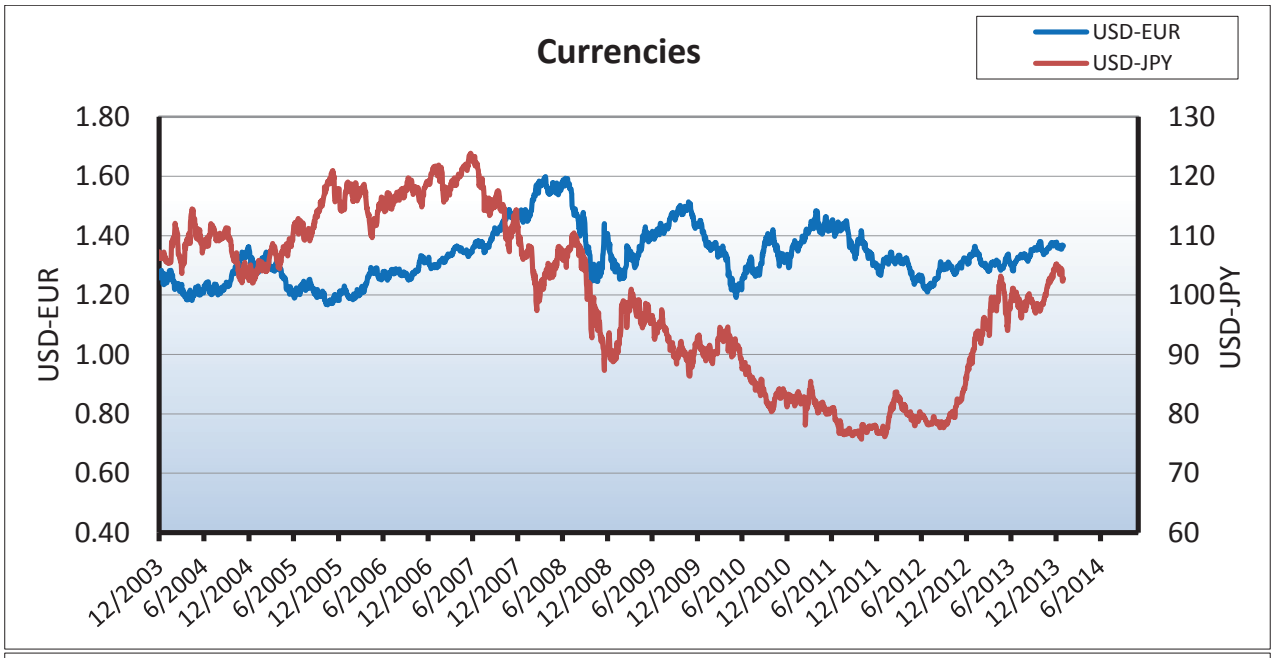

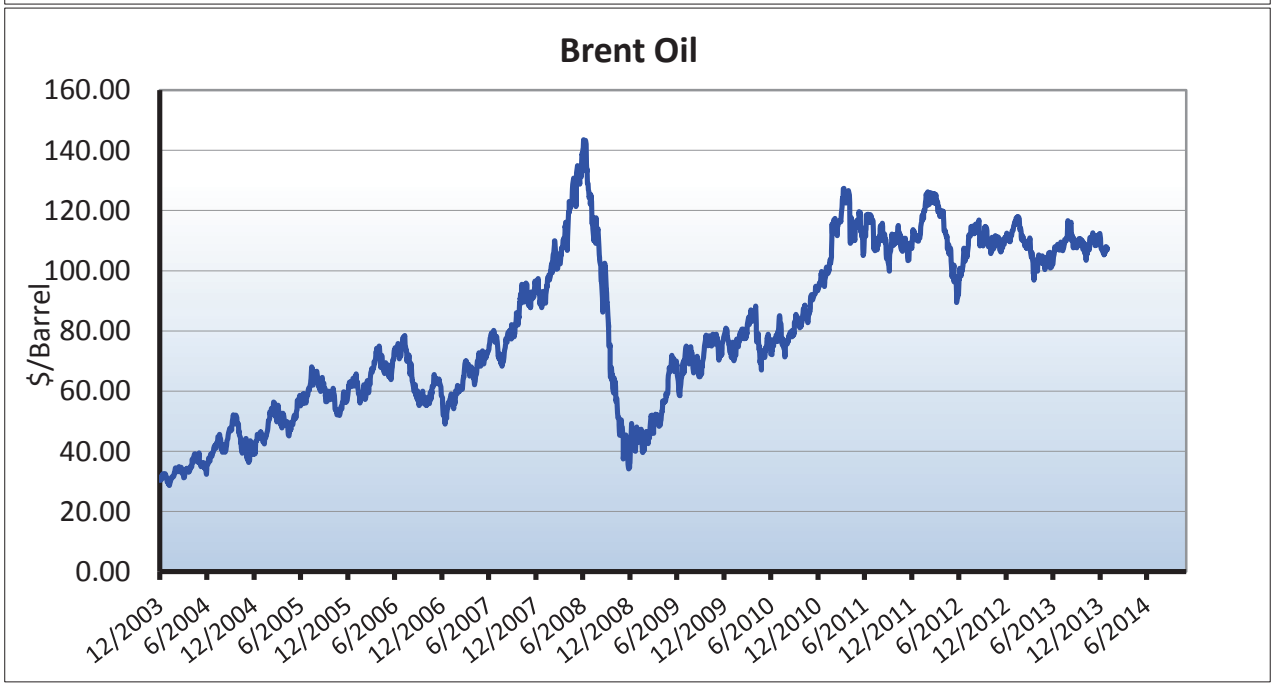

	GBP	CAD	EUR	JPY	CHF	USD	AUD
GBP	1	0.633	0.8577	0.006967	0.6908	0.6343	0.6626
CAD	1.5804	1	1.3554	0.01101	1.0916	1.0022	1.047
EUR	1.1661	0.738	1	0.008123	0.8054	0.7395	0.7725
JPY	143.558	90.8581	123.124	1	99.1607	91.0434	95.1073
CHF	1.448	0.9165	1.2419	0.010087	1	0.9183	0.9594
USD	1.5769	0.998	1.3524	0.010986	1.0892	1	1.0447
AUD	1.5097	0.9554	1.2947	0.010517	1.0428	0.9574	1

** 30/01/2014 values*

STOCK WATCH

NAME	TICKER	THIS MONTH*	LAST MONTH	CHANGE %	52w HIGH	52w LOW
NewLead Holdings Ltd.	NEWL	1.07	1.80	-40.6	64.80	1.06
Capital Product Partners	CPLP	10.12	10.56	-4.2	10.80	7.55
Diana Shipping Inc.	DSX	11.99	13.47	-11	13.93	8.24
Dryships Inc.	DRYS	3.36	4.68	-28.2	5.00	1.65
Dynagas LNG Partners LP	DLNG	21.16	22.67	-6.7	23.79	16.75
Eagle Bulk Shipping Inc.	EGLE	3.80	4.34	-12.4	8.75	1.75
Euroseas Ltd.	ESEA	1.33	1.47	-9.5	1.80	0.95
Freeseas Inc.	FREE	1.80	2.53	-28.9	16.48	0.83
Genco Shipping&Trading	GNK	2.32	2.53	-8.3	4.98	1.12
Costamare Inc.	CMRE	18.51	18.38	0.7	19.25	13.01
Goldenport Holdings Inc.	GPRT	40.25	43.86	-8.2	51.00	29.00
Navios Maritime Holdings	NM	9.37	11.26	-16.8	11.73	3.59
GasLog Ltd.	GLOG	21.78	17.41	25.1	22.09	11.92
Paragon Shipping Inc.	PRGN	6.30	7.51	-16.1	9.40	2.65
Safe Bulkers Inc.	SB	9.36	10.36	-9.7	11.25	3.61
Star Bulk Carriers Corp.	SBLK	11.91	13.10	-9.1	14.08	5.28
Stealthgas Inc.	GASS	9.61	10.32	-6.9	13.00	5.34
TEN Inc.	TNP	7.46	6.10	22.3	8.17	3.29
TOP Ships Inc.	TOPS	1.74	1.99	-12.6	2.93	0.70
Box Ships Inc.	TEU	2.90	3.42	-15.2	6.25	2.80
Diana Containerships Inc.	DCIX	4.04	4.11	-1.7	7.13	3.47
Danaos Corporation	DAC	6.70	4.90	36.7	7.75	3.11
Aegean Marine Petroleum	ANW	8.95	11.31	-20.9	12.72	5.74

**** 29/01/2014 closing values***

~~~~~~

Disclaimer: Information and data that appear in this report have been obtained from various sources which are believed to be correct and reliable. However, Athenian Shipbrokers S.A. does not guarantee their accuracy or completeness and therefore cannot be held liable for any loss incurred as a result of reliance in any way whatsoever on the information contained herein.

Kind Regards,

ATHENIAN SHIPBROKERS S.A.
~~~~~~