The Blue Report

SEASURE SHIPPING LIMITED

Friday 01 February 2013

S&P Summary

Bulker/Tanker Sales by Buyers' Location ($m)

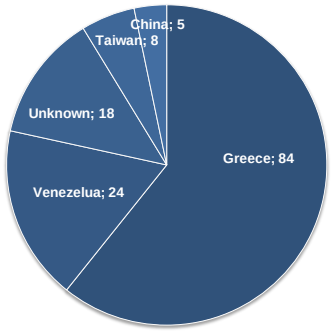

Bulker/Tanker Sales by Type ($m)

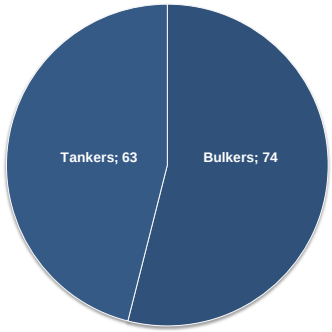

Sales

DRY

Name	Type	DWT	Yard	Built	Sale Price $/mill	Comments	VesselsValue.com	Buyer	Seller
Dong A Saturn	Capesize	149,400	CSBC	1994	7.5		7.8	Courage Marine	Dong A Tanker
Torm Saltholm	Kamsarmax	83,700	Sanoyas	2008	19.6	SS due May 2013	20.2	Safe Bulkers	Sojitz Marine
Ocean Planet	Panamax	76,800	Sasebo	2005	15.25	Early DD after Aug 2012 collision	16	Chartworld	Imabari Senpaku
Clipper Emperor	Panamax	74,400	Sasebo	2000	10.95		11.2	P and P Shipping	Rickmers Reederei KG
Co-Op Phoenix	Panamax	72,400	Sasebo	1999	xs 9.5		10.2	Nomikos AM	Kumiai Senpaku
Vitaglory	Panamax	69,700	Imabari	1989	4.5		4.6	Chinese	Vita Management
Vanessa C	MPP	10,600	Damen Galati	2003	6.65	Ice Class 1A		Unknown	Carisbrooke Shipping

WET

Name	Type	DWT	Yard	Built	Sale Price $/mill	Comments	VesselsValue.com	Buyer	Seller
Washusan	VLCC	281,100	Mitsubishi HI	2000	28	(old sale)	28.5 (mid Dec 2012)	Altomare	MOL
Noble Express	MR	51,400	STX	2008	24.3	Non-eco type	24.3	Venezeluan	MOL
Ursula	Small Clean	16,900	Jiujiang Yinxing	2008	6.5	IMO 2		Unknown	Ursula Maritime
Emre-T	Small Clean	4,800	Turkter-Tersane	2004	4.5	IMO 3		Unknown	Emre Denizcilik

CONTAINER

Name	Type	TEU	Yard	Built	Sale Price $/mill	Comments	VesselsValue.com	Buyer	Seller
MTT Tawau	Handysize	1,162	Stocznia Szczecin	1997	3	Ice Class II	3.5	Unknown	MTT Shipping

GAS

Name	Type	cbm	Yard	Built	Sale Price $/mill	Comments	VesselsValue.com	Buyer	Seller
Golar Maria	LNG	145,700	Daewoo	2006	215	Internal sale. Inc TC. On Subs.	152.4	Golar LNG Partners	Golar LNG Ltd

SEASURE SHIPPING LIMITED

Newbuildings

DRY

Units	Type	DWT	Yard	Delivery	$/million	Comments	Buyer
8 + 6	Capesize	181,000	STX Dalian	2014-15	46.75		Frontline
2	Supramax	58,000	Tsuneishi	2014-15	26.5		JJ Ugland

WET

Units	Type	DWT	Yard	Delivery	$/million	Comments	Buyer
2	MR	50,000	Hyundai Mipo	2014	32.5	Dely May-June. Options exercised.	Scorpio Tankers

CONTAINER

Units	Type	TEU	Yard	Delivery	$/million	Comments	Buyer
4	New Panamax	10,000	Jiangsu New YZJ	2014	90	Long term TC to MOL	Seaspan

GAS

Units	Type	CBM	Yard	Delivery	$/million	Comments	Buyer
2	VLGC	83,000	Jiangnan	2015	63.5	6 now on order	Frontline 2012

Period

DRY

Name	Type	DWT	Yard	Built	Rate $/day	Comments	Charterer	Period
Aquadiva	Capesize	182,100	Odense	2010	11,300		Carras	1 yr
Cape Ray	Capesize	177,000	Shanghai Waigaoqiao	2007	10,900		Oldendorff	1 yr
Scope	Capesize	174,000	Shanghai Waigaoqiao	2006	10,000		Swiss Marine	1 yr

WET

Name	Type	DWT	Yard	Built	Rate $/day	Comments	Charterer	Period
Prisco Elizaveta	MR	50,900	STX	2009	13,800		Koch	1 yr
Nave Bellatrix	MR	50,000	Dae Sun	2013	13,331	Profit split on excess earnings	Undisclosed	3 yrs
Prem Mala	MR	47,100	Onomichi Dockyard	2000	13,250		Indian Oil Co	1 yr
Atlantic Crown	MR	47,100	Hyundai Mipo	2007	14,500		Adnatco	1 yr
Vedika Prem	MR	42,300	Minami Nippon	1993	13,500	2-3 months options	Indian Oil Co	1 yr

SEA SURE SHIPPING LIMITED

S&P Trends

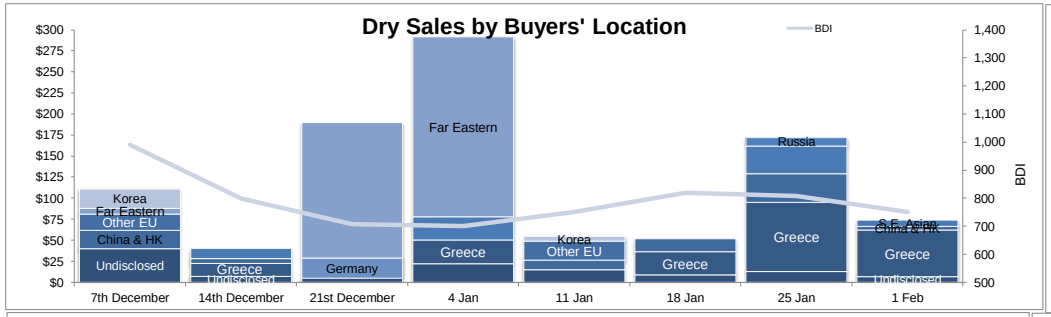

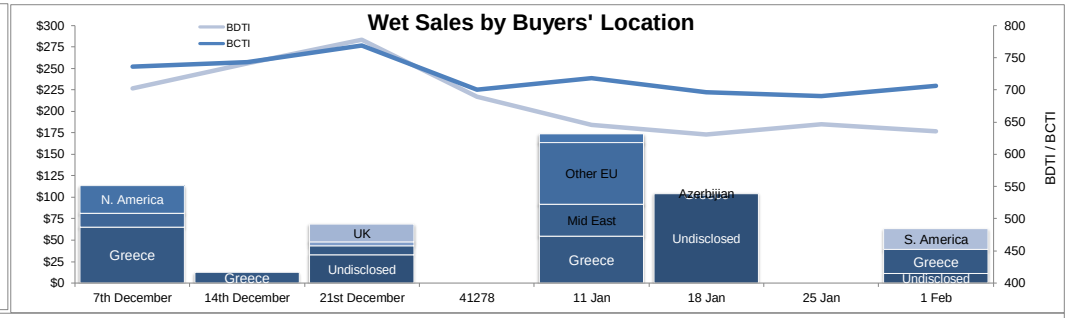

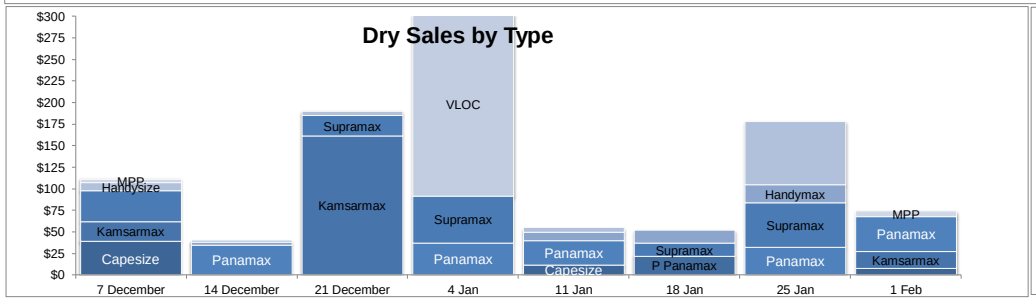

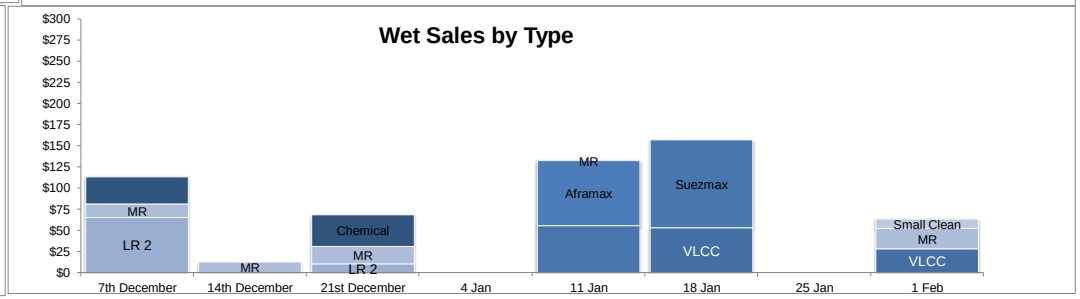

Indices

CHARTERING

Baltic Dry	31/01/2013	24/01/2013	Up	Down	5 Year High	Date	5 Year Low	Date
Index	750	808		58	11,793	20/05/08	647	03/02/12
Capesize $	7,468	8,167		699	233,988	05/06/08	2,320	03/12/08
Panamax $	5,365	5,728		363	91,710	20/05/08	3,336	28/09/12
Supramax $	7,155	7,449		294	70,507	22/05/08	4,065	08/01/09
Handysize $	6,802	7,139		337	49,397	22/05/08	3,948	09/01/09

Baltic Wet	31/01/2013	24/01/2013	Up	Down	5 Year High	Date	5 Year Low	Date
Dirty Index	636	647		11	2,347	23/07/08	453	15/04/09
Clean Index	706	690	16		1,509	19/06/08	345	15/04/09

VesselsValue.com Indices	31/01/2013	24/01/2013	Up	Down
Tanker $/dwt	234.42	234.55		0.1
Bulker $/dwt	224.11	228.85		4.7
Container $/	5,617.48	5,629.13		11.7

FFA

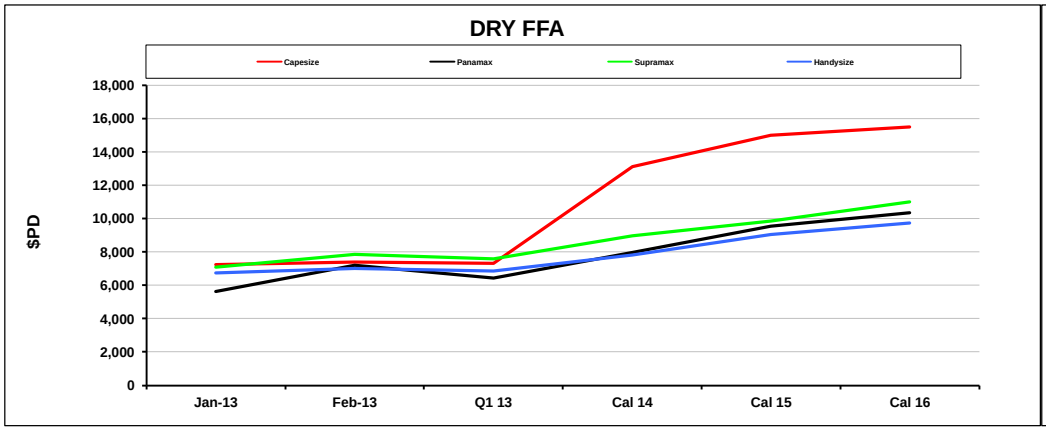

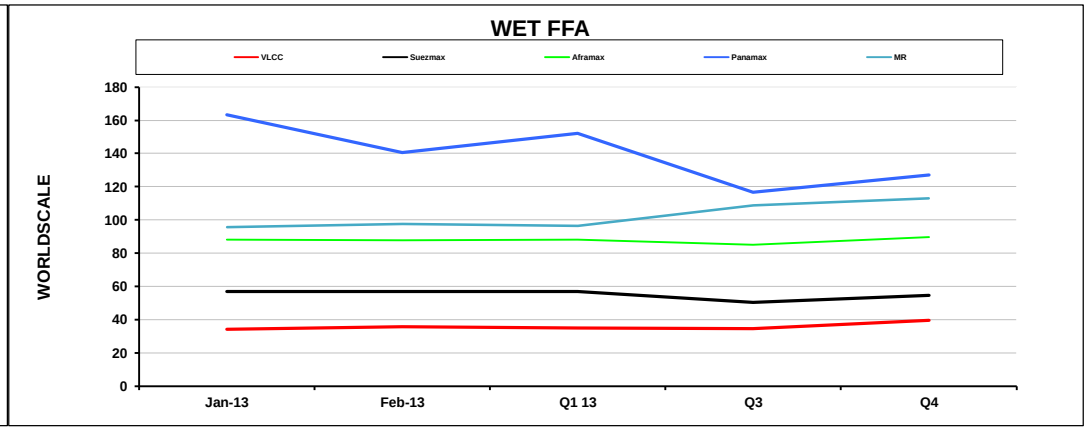

Currencies & Commodities

USD	GBP	EUR	JPY	KOR	RMB
01/02/2013	1.58	1.37	92.04	1094.32	6.23
5 YR HIGH	2.01 - 07/03/08	1.60 - 24/04/08	110.48 - 15/08/08	1545.75 - 20/02/09	7.19 - 11/02/08
5 YR LOW	1.37 - 9/1/09	1.19 - 09/06/10	75.72 - 28/10/11	940.15 - 11/02/08	6.22 - 18/01/13

	01/02/2013	25/01/2013	Up	Down	5 Year High	Date	5 Year Low	Date
Light Crude	97.25	95.95	1.3		147	11/07/2008	38	13/02/2009
Gold	1,662.00	1,669.90		7.9	1,822	19/08/2011	609	07/01/2009
Corn	740.5	724.25	16.25		823.75	10/08/2012	310	05/12/2008
Demo $/t (tanker)	445	445			800	07/08/2008	200	31/10/2008
Demo $/t (bulker)	430	425	5		725	07/08/2008	180	31/10/2008
FTSE 100	6,320.49	6,271.40	49.09		6,340	12/05/2008	3,492	06/03/2009
Dow Jones	13,860.58	13,825.33	35.25		13,861	01/02/2013	6,595	05/03/2009
Nikkei	11,191.34	10,926.65	264.69		14,489	02/06/2008	7,416	20/02/2009
SSEC, China	2,419.02	2,291.30	127.72		4,672	04/02/2008	1,748	03/11/2008

S&P
TEL +44 (0) 208 995 4375
EMAIL seasure@seasure.co.uk

RICHARD RIVLIN
DIRECT +44 203 142 6501
MOBILE +44 7836 210 210

MATTHEW FREEMAN
DIRECT +44 203 142 6504
MOBILE +44 7795 416 873

TOM EVANS
DIRECT +44 203 142 6500
MOBILE +44 7787 421 301

VesselsValue.com
TEL +44 (0) 208 995 4364
EMAIL research@seasure.co.uk

OLIVER BARCLAY
DIRECT +44 203 142 6503

CAROLINE KNIGHT
DIRECT +44 203 142 6608

JUNKO ABE
DIRECT +44 203 142 6548

ADRIAN ECONOMAKIS
DIRECT +44 203 142 6505

WAYNE WILLIAMS
DIRECT +44 203 142 6613

ALEX ADAMOU
DIRECT +44 203 142 6506

GEORGINA GAVIN
DIRECT +44 203 142 6549

SEASURE SHIPPING LIMITED
BARLEY MOW CENTRE
LONDON W4 4PH

SEASURE SHIPPING LIMITED is a member of The Baltic Exchange

Follow us on Twitter @SeasureShipping

VesselsValue.com SeasureShipping

This market report is written in good faith but Seasure Shipping Limited and its directors and employees do not accept responsibility for any errors or omissions arising from this report and cannot be held responsible for any action taken, or losses incurred, as a result of this report. If the addressee intends to act on this report they should satisfy themselves as to the correctness of the information given. All information contained in this report relates solely to our opinions and interpretations but no assurances can be given as to their accuracy and reliability